

# WEST ROCKINGHAM ARES



## Disclaimer:

This product is for informational purposes and may not have been prepared for, or be suitable for legal, engineering, or surveying purposes. Users of this information should review or consult the primary data and information sources to ascertain the usability of the information.

The geographic information system (GIS) material is made available as a public service. Maps and data are to be used for reference purposes only and the author KB10TI, is not responsible for any inaccuracies herein contained. No responsibility is assumed for damages or other liabilities due to the accuracy, availability, use or misuse of the information herein provided. GIS information is in the public domain and may be copied without permission; citation of the source is appreciated.



The information contained on the maps is used to locate, identify and inventory parcels of land for reference purposes only and is not to be construed or used as a "legal description." Map information is believed to be accurate, but accuracy is not guaranteed. Any errors or omissions should be reported to the author via email. In no event will the author be liable for any damages, including loss of data, lost profits, business interruption, loss of business information or other pecuniary loss that might arise from the use of maps or the information they contain.

## PROPANE TANK EXCHANGE

Amerigas & Blue Rhino Tank Exchanges

In and around West Rockingham County

Date Published: 12/27/23



## Sources/Credits

Amerigas: <https://www.amerigas.com/locations/find-propane>



Blue Rhino: <https://bluerhino.com/propane-finder>

NH GRANIT (New Hampshire's Statewide GIS Clearinghouse): <https://granit.unh.edu/>

NHDOT

ESRI

CDC



If you lose power, be sure to  
**REPORT the OUTAGE**  
to your provider.

<b>Eversource</b>	<b>800-662-7764</b>
<b>Liberty Utilities</b>	<b>855-349-9455</b>
<b>NH Electric Co-op</b>	<b>800-343-6432</b>
<b>Unitil</b>	<b>888-301-7700</b>

*If you see downed power lines, stay away and call 9-1-1*

**ReadyNH.gov**  
TAKE ACTION. BE SAFE.

**HOMELAND SECURITY  
EMERGENCY MANAGEMENT**  
NEW HAMPSHIRE DEPARTMENT OF SAFETY



# DANGER

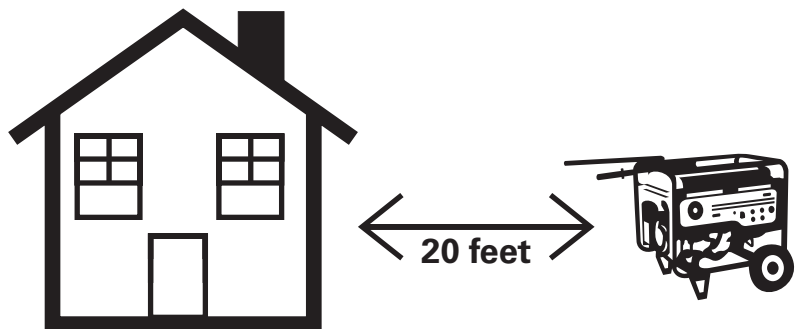
## POISON GAS - POISON GAS - POISON GAS CARBON MONOXIDE HAZARD

Using a generator indoors  
**WILL KILL YOU IN MINUTES.**  
Exhaust contains a poison gas  
you cannot see or smell.



Never use a generator indoors, in garages, or carports.

ALWAYS use a generator outdoors, and at least **20 feet** from windows or doors.



U.S. Department of  
Health and Human Services  
Centers for Disease  
Control and Prevention



# What is Carbon Monoxide?

**Carbon monoxide, or “CO,” is an odorless, colorless gas that can kill you.**

## Where is CO found?

CO is found in fumes produced any time you burn fuel in cars or trucks, small engines, stoves, lanterns, grills, fireplaces, gas ranges, or furnaces. CO can build up indoors and poison people and animals who breathe it.

## What are the symptoms of CO poisoning?

The most common symptoms of CO poisoning are headache, dizziness, weakness, upset stomach, vomiting, chest pain, and confusion. CO symptoms are often described as “flu-like.” If you breathe in a lot of CO it can make you pass out or kill you. People who are sleeping or drunk can die from CO poisoning before they have symptoms.

## Who is at risk from CO poisoning?

Everyone is at risk for CO poisoning. Infants, the elderly, people with chronic heart disease, anemia, or breathing problems are more likely to get sick from CO. Each year, more than 400 Americans die from unintentional CO poisoning not linked to fires, more than 100,000 visit the emergency room, and more than 14,000 are hospitalized.

## How can I prevent CO poisoning in my home?

- Install a battery-operated or battery back-up CO detector in your home and check or replace the battery when you change the time on your clocks each spring and fall.
- Have your heating system, water heater, and any other gas, oil, or coal burning appliances serviced by a qualified technician every year.
- Do not use portable flameless chemical heaters indoors.
- If you smell an odor from your gas refrigerator have an expert service it. An odor from your gas refrigerator can mean it could be leaking CO.
- When you buy gas equipment, buy only equipment carrying the seal of a national testing agency, such as Underwriters’ Laboratories.



Carbon monoxide detector

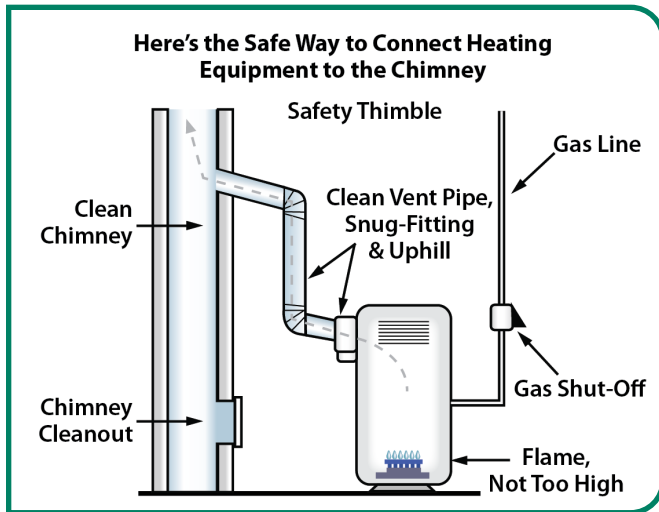


Have your heating system serviced annually



**U.S. Department of  
Health and Human Services**  
Centers for Disease  
Control and Prevention

- Make sure your gas appliances are vented properly. Horizontal vent pipes for appliances, such as a water heater, should go up slightly as they go toward outdoors, as shown below. This prevents CO from leaking if the joints or pipes aren't fitted tightly.



- Have your chimney checked or cleaned every year. Chimneys can be blocked by debris. This can cause CO to build up inside your home or cabin.
- Never patch a vent pipe with tape, gum, or something else. This kind of patch can make CO build up in your home, cabin, or camper.

## How can I stay safe when the power is out?

- Never use a gas range or oven for heating. Using a gas range or oven for heating can cause a build up of CO inside your home, cabin, or camper.
- Never burn charcoal indoors. Burning charcoal — red, gray, black, or white — gives off CO.
- Never use a portable gas camp stove indoors. Using a gas camp stove indoors can cause CO to build up inside your home, cabin, or camper.
- Never use a generator inside your home, basement, or garage or less than 20 feet from any window, door, or vent.

**NEVER use a generator indoors, in garages, or carports.**

---

**ONLY use outdoors and far from open windows, doors, and vents.**

## How can I avoid CO poisoning from my car or truck?

- Have a mechanic check the exhaust system of your car or truck every year. A small leak in the exhaust system can lead to a build up of CO inside the car.
- Never run your car or truck inside a garage that is attached to a house even with the garage door open. Always open the door to a detached garage to let in fresh air when you run a car or truck inside.
- If you drive a car or SUV with a tailgate, when you open the tailgate open the vents or windows to make sure air is moving through. If only the tailgate is open CO from the exhaust will be pulled into the car or SUV.





## Natural Disasters and Severe Weather

# Electrical Safety and Generators

### Preventing Electrocutions Associated with Portable Generators Plugged Into Household Circuits

When power lines are down, residents can restore energy to their homes or other structures by using another power source such as a portable generator. If water has been present anywhere near electrical circuits and electrical equipment, turn off the power at the main breaker or fuse on the service panel. Do not turn the power back on until electrical equipment has been inspected by a qualified electrician.

**If it is necessary to use a portable generator, manufacturer recommendations and specifications must be strictly followed. If there are any questions regarding the operation or installation of the portable generator, a qualified electrician should be immediately contacted to assist in installation and start-up activities. The generator should always be positioned outside the structure.**

**When using gasoline- and diesel-powered portable generators to supply power to a building, switch the main breaker or fuse on the service panel to the “off” position prior to starting the generator.** This will prevent power lines from being inadvertently energized by backfeed electrical energy from the generators, and help protect utility line workers or other repair workers or people in neighboring buildings from possible electrocution. If the generator is plugged into a household circuit without turning the main breaker to the “off” position or removing the main fuse, the electrical current could reverse, go back through the circuit to the outside power grid, and energize power lines or electrical systems in other buildings to at or near their original voltage without the knowledge of utility or other workers.

### Effects of Backfeed

The problem of backfeed in electrical energy is a potential risk for electrical energy workers. Electrocutions are the fifth leading cause of all reported occupational deaths. Following the safety guidelines below can reduce this risk.

### Safeguards against Backfeed

- **Extreme caution must be exercised by persons working on or in the vicinity of unverified de-energized power lines.** All persons performing this work should treat all power lines as “hot” unless they positively know these lines are properly de-energized and grounded. Because of the possibility of a feedback circuit, the person performing the work should personally ground all lines on both sides of the work area and wear the proper required protective equipment.
- **Linemen must be instructed to treat all power lines as energized unless they personally de-energize them** by establishing a visible open point between the load and supply sides of the line to be repaired, by opening a fused disconnect, by opening a fused switch, or by removing a tap jumper if the load permits.
- **Workers must verify that the power lines have been de-energized.**
- **Workers must provide proper grounding for the lines.** Unless a power line is effectively grounded on both sides of a work area, it must be considered energized even though the line has been de-energized. Lines must be grounded to the system neutral. Grounds must be attached to the system neutral first and removed from the system neutral last. If work is being performed on a multiphase system, grounds must be placed on all lines. Lines should be grounded in sight of the working area and work should be performed between the grounds whenever possible. If work is to be performed out of sight of the point where the line has been de-energized, an additional ground should be placed on all lines on the source side of the work area.
- **Persons working on or in the vicinity of power lines should be provided with appropriate safety and protective equipment and trained in procedures that address all magnitudes of voltages to which they may be exposed.** Procedures should be established to perform a dual voltage check on the grounded load and supply sides of the open circuit. Once it has been determined that high voltage is not present, low voltage testing equipment, such as a glowing neon light or a light-emitting diode, should be used to determine if lower voltage is present.

## Other Generator Hazards

Generator use is also a major cause of carbon monoxide (CO) poisoning. Generators should only be used in well ventilated areas. To learn more about preventing CO poisoning, see [Carbon Monoxide Poisoning After a Disaster](#).

Page last reviewed: September 16, 2008

# Prevention Guidelines: You Can Prevent Carbon Monoxide Exposure

- **DO** have your heating system, water heater and any other gas, oil, or coal burning appliances serviced by a qualified technician every year.
- **DO** install a battery-operated CO detector in your home and check or replace the battery when you change the time on your clocks each spring and fall. If the detector sounds leave your home immediately and call 911.
- **DO** seek prompt medical attention if you suspect CO poisoning and are feeling dizzy, light-headed, or nauseous.
- **DON'T** use a generator, charcoal grill, camp stove, or other gasoline or charcoal-burning device inside your home, basement, or garage or near a window.
- **DON'T** run a car or truck inside a garage attached to your house, even if you leave the door open.
- **DON'T** burn anything in a stove or fireplace that isn't vented.
- **DON'T** heat your house with a gas oven.
- **DON'T** use a generator, pressure washer, or any gasoline-powered engine less than 20 feet from any window, door, or vent. Use an extension cord that is **more than 20 feet long** to keep the generator at a safe distance.



# PORTABLE OUTDOOR PROPANE HEATER SAFETY

Portable propane patio heaters and outdoor heaters are becoming increasingly popular at restaurants and on backyard patios. Outdoor propane heaters work by different methods and emit heat by convection, forced air, or through infrared heating. They also vary in capacity, output adjustability, size, and capability to heat areas of differing square footage. No matter which model you use, follow these tips for portable outdoor propane heater safety. Always refer to your owner's manual for information specific to your model.

**Do not operate or light the heater if you smell gas.** Propane has a distinct odor that everyone should be familiar with, and care should be taken when changing propane cylinders and lighting the heater. Heater manufacturers have specific instructions for changing propane tanks and lighting the heater that should always be followed.

**These heaters are for outdoor use only, never for temporary indoor use.**

Outdoor heaters may seem like a suitable replacement indoor heat source, but they should never be used in enclosed areas.

**Outdoor propane heaters should be turned off and disconnected prior to relocation.**

Outdoor propane heaters offer the convenience of portability and mobility. Though moving them is a simple task, doing so while a propane outdoor heater is in use could create a potentially unsafe situation.

**Keep outdoor heaters away from exits.** Regulations require that portable outdoor propane heaters "shall not be located within five feet of exits from an assembly occupancy". This is to prevent heaters from being bumped or knocked over by people entering or exiting the building.

**Only use outdoor patio heaters on flat, stable surfaces, away from foot traffic.**

Do not place heaters anywhere unstable, in high-traffic areas, or in the path to primary exits.

**Keep heaters away from flammables.** Each manufacturer has specific requirements for how close heaters can be to combustible materials like paper, and items that might melt, like tents or plastics. Make sure that you are familiar with the manufacturer's recommendations on distance requirements.

▶ **THE REVERSE SIDE OF THIS SHEET HAS SIMPLE RULES EVERYONE SHOULD FOLLOW. LEARN MORE ABOUT PROPANE SAFETY AT [PROPANE.COM](http://PROPANE.COM).**



## PROPANE CYLINDER STORAGE

Outdoor propane heaters use portable propane cylinders as a fuel source. There are regulations and safety considerations that apply to the storage of portable cylinders that are not in use.

- Never store propane cylinders indoors.
- Store cylinders in a well-ventilated area.
- Store cylinders that are not in use at least 20 feet away from heaters that are being used.
- Store cylinders upright with the valve facing up, never laid on their side or upside down.
- Store cylinders on a firm, level surface.
- Store cylinders a minimum of 10 feet away from any source of ignition such as smoking areas or air conditioning/refrigeration equipment.
- Store cylinders away from where people generally congregate.





# SAFE USE OF PORTABLE OUTDOOR PROPANE HEATERS



These safe, effective heaters are a great way to warm up a patio or outdoor space. Just follow these simple rules to keep you and your guests safe.

1

## **SMELL GAS? DON'T LIGHT IT.**

Know propane's distinct odor, and always follow manufacturer instructions for connecting a cylinder and lighting a heater.

2

## **NEVER USE OUTDOOR PROPANE HEATERS INDOORS.**

While safe for outdoor use, these types of heaters should never be used in enclosed spaces.

3

## **ALWAYS SHUT A HEATER OFF BEFORE MOVING IT.**

Relocating a heater while it's in use can create a potentially unsafe situation.

4

## **KEEP HEATERS AWAY FROM FOOT TRAFFIC AND FIVE FEET FROM EXITS.**

Lower the chances of a heater getting knocked over while in use.

5

## **NEVER USE HEATERS NEAR OTHER FLAMMABLES.**

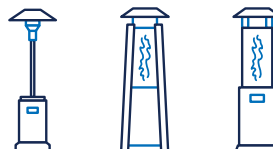
Paper, plastics, and other fuel sources are all things to avoid.

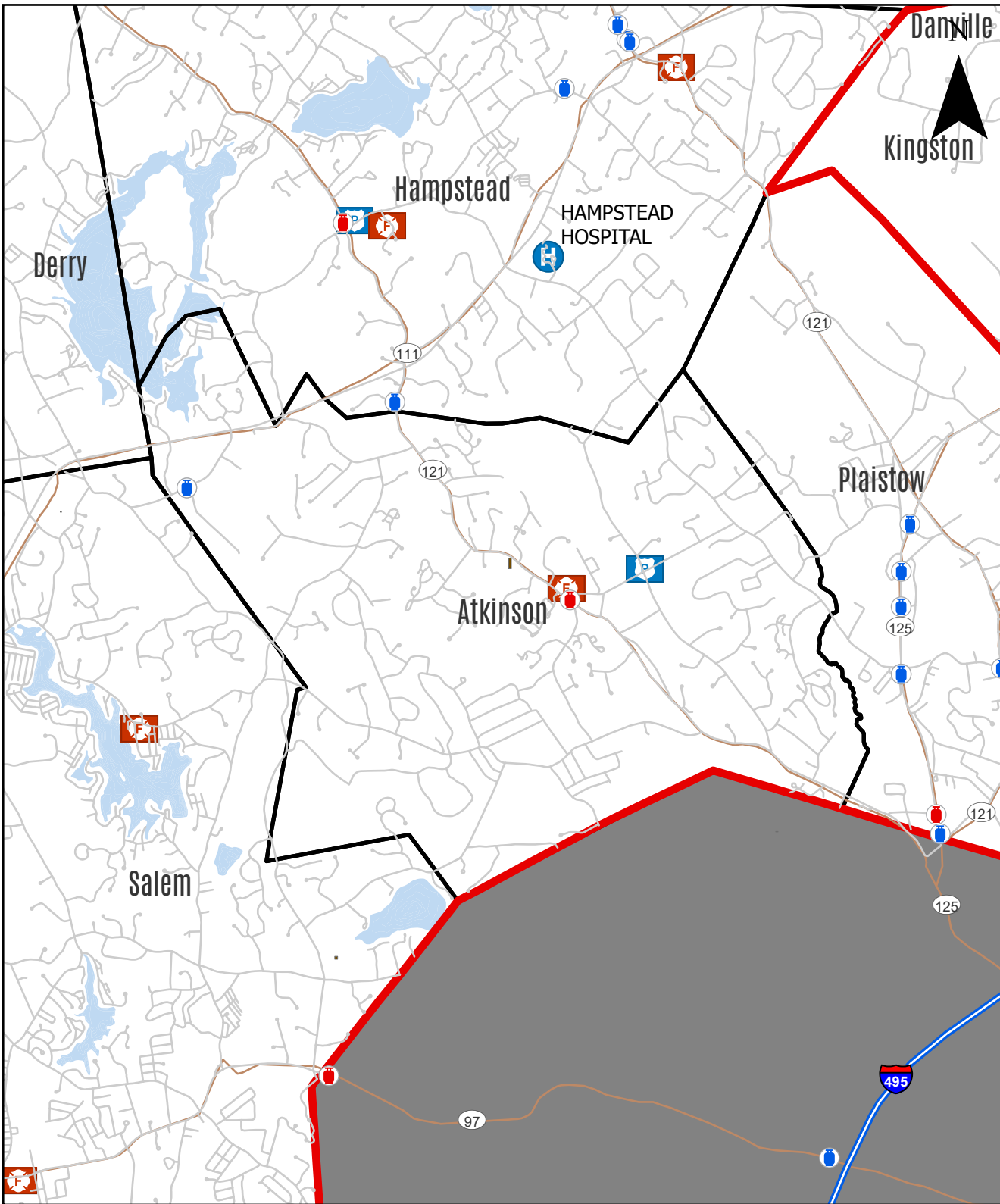
6

## **NEVER STORE PROPANE CYLINDERS INDOORS.**

Store propane cylinders upright, on a level surface, in an area with plenty of ventilation.

▶ **FOR MORE TIPS ON THE SAFE USE OF PORTABLE OUTDOOR PROPANE HEATERS, VISIT [PROPANE.COM](http://PROPANE.COM).**

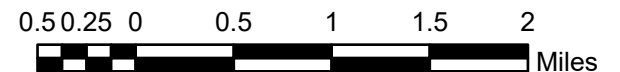


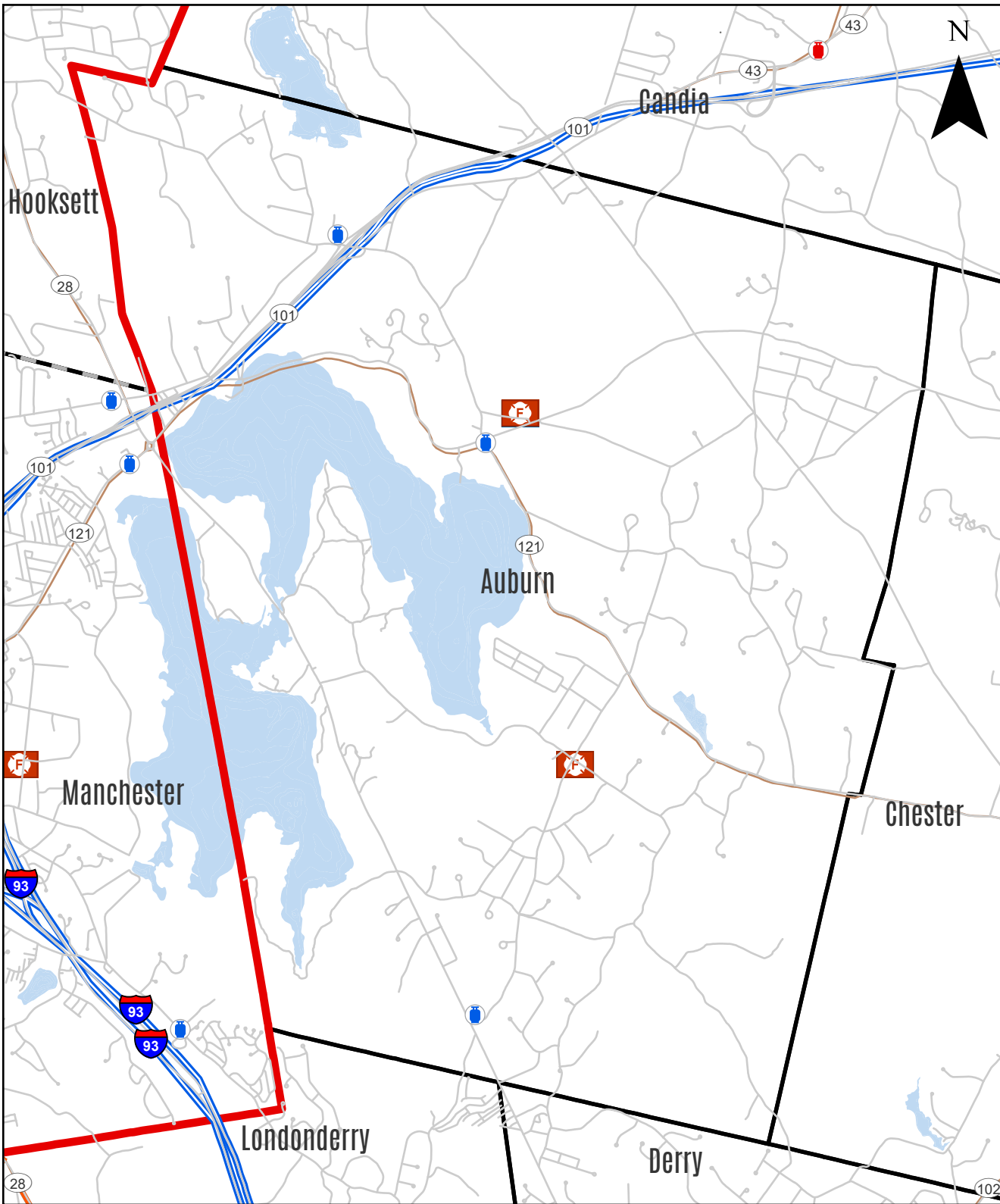


# Atkinson

Address	City	Type	Store	Vendor
1 Hall Farm Rd	Atkinson	Buy & Exchange	7 Eleven	AmeriGas
110 Main St	Atkinson	Buy & Exchange	Atkinson Village Store	AmeriGas
1 Hall Farm Rd	Atkinson	Buy & Exchange	A Plus Mini Market	Blue Rhino
235 Stage Rd	Hampstead	Buy & Exchange	Circle K	Blue Rhino

## Propane Exchange Locations

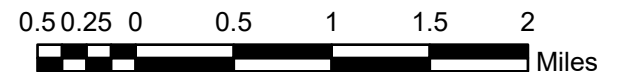


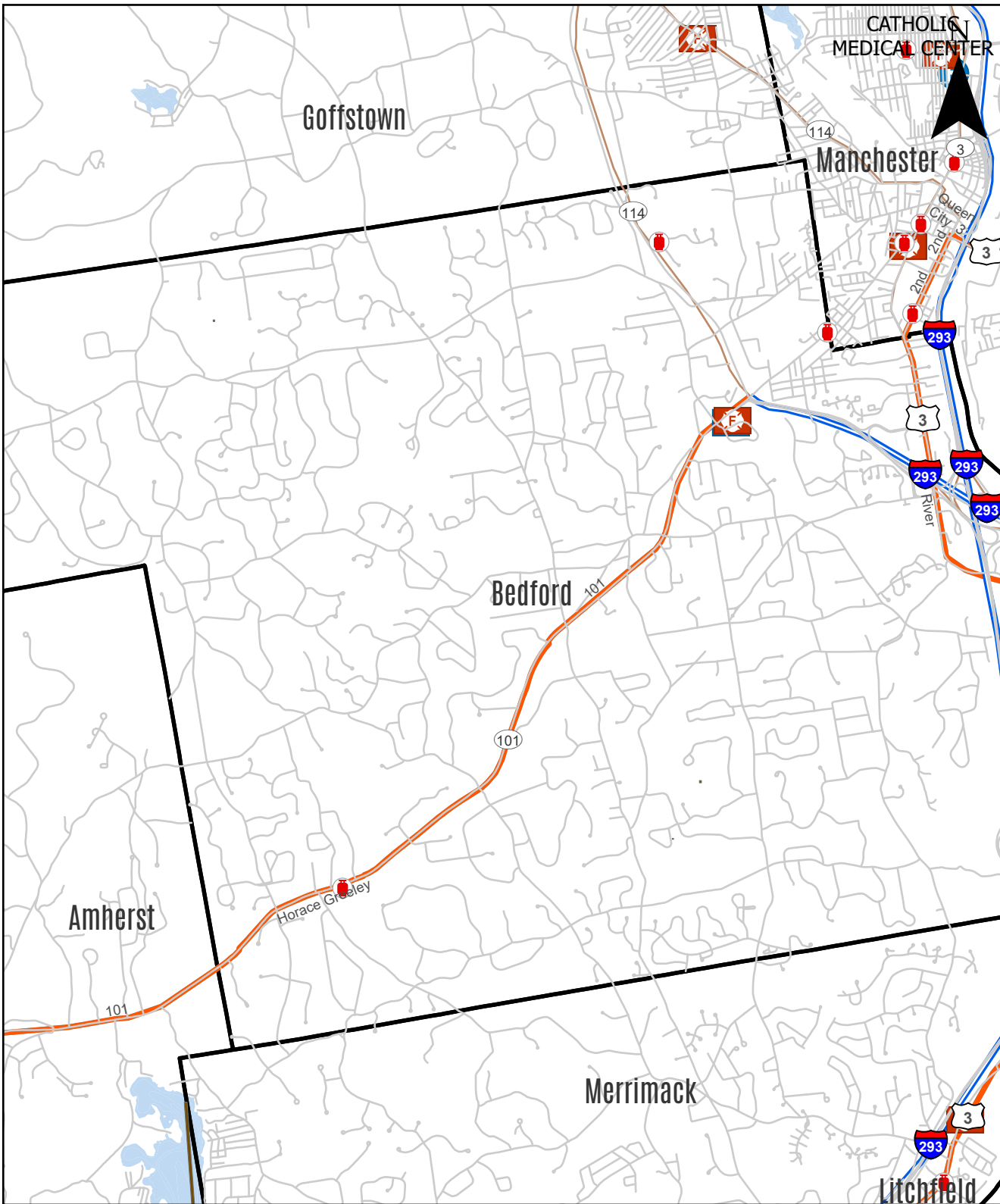


# Auburn

Address	City	Type	Store	Vendor
9 Chester Rd	Auburn	Buy & Exchange	DK Energy	Blue Rhino
3 Myles Dr	Auburn	Buy & Exchange	Global	Blue Rhino
903 Londonderry Tpke	Auburn	Buy & Exchange	Nouria Energy	Blue Rhino

## Propane Exchange Locations

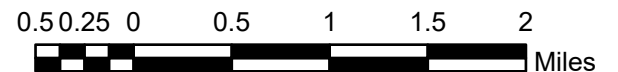




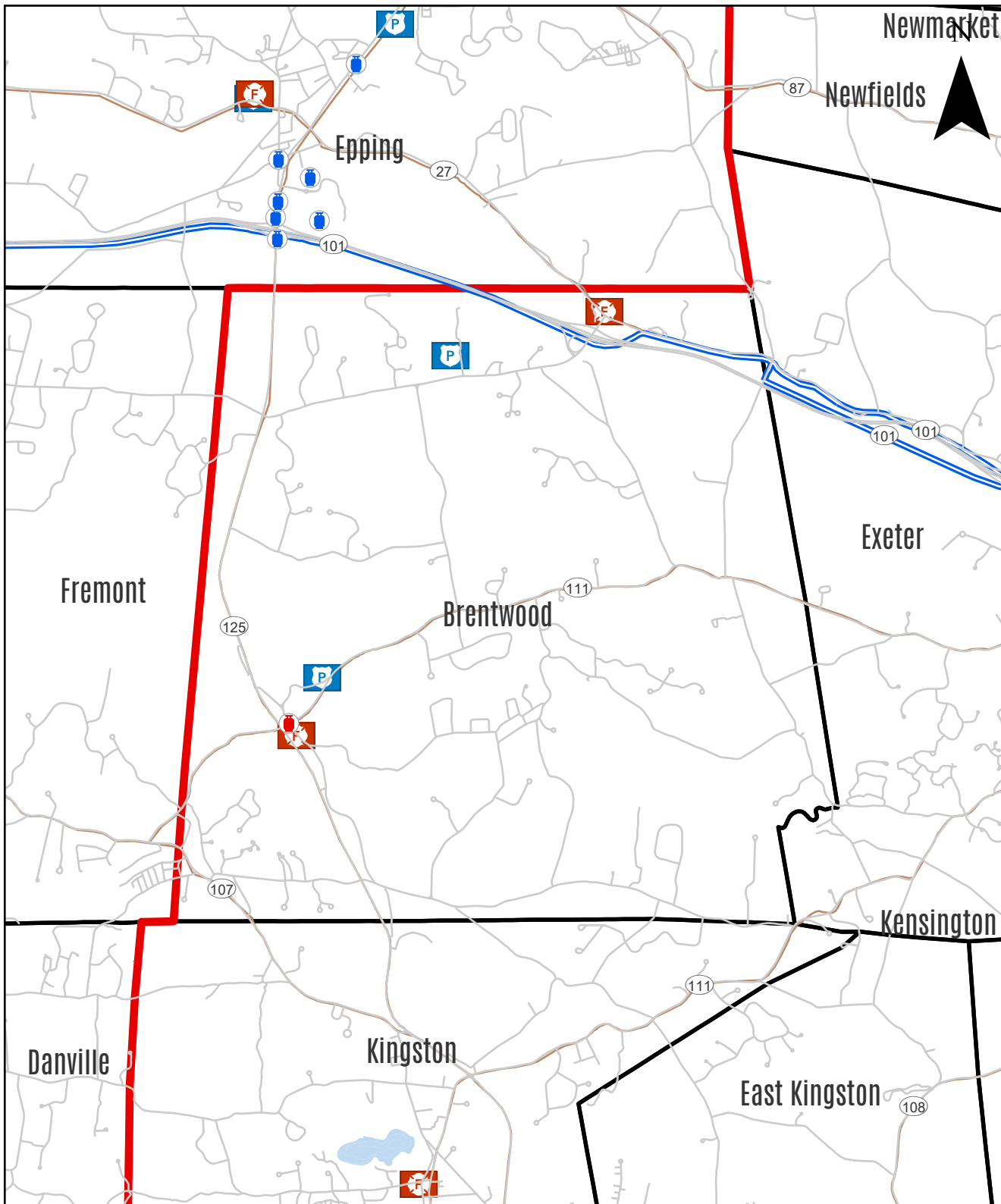
# Bedford

Address	City	Type	Store	Vendor
381 Boynton St	Bedford	Buy & Exchange	Heaven's Gas	AmeriGas
4 Technology Drive	Bedford	Buy & Exchange	Circle K	AmeriGas
66 South River Rd	Bedford	Buy & Exchange	CVS	AmeriGas
8 White Ave	Bedford	Buy & Exchange	Circle K	AmeriGas
470 Route 101	Bedford	Buy & Exchange	Mobil	AmeriGas

## Propane Exchange Locations



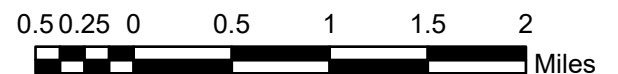


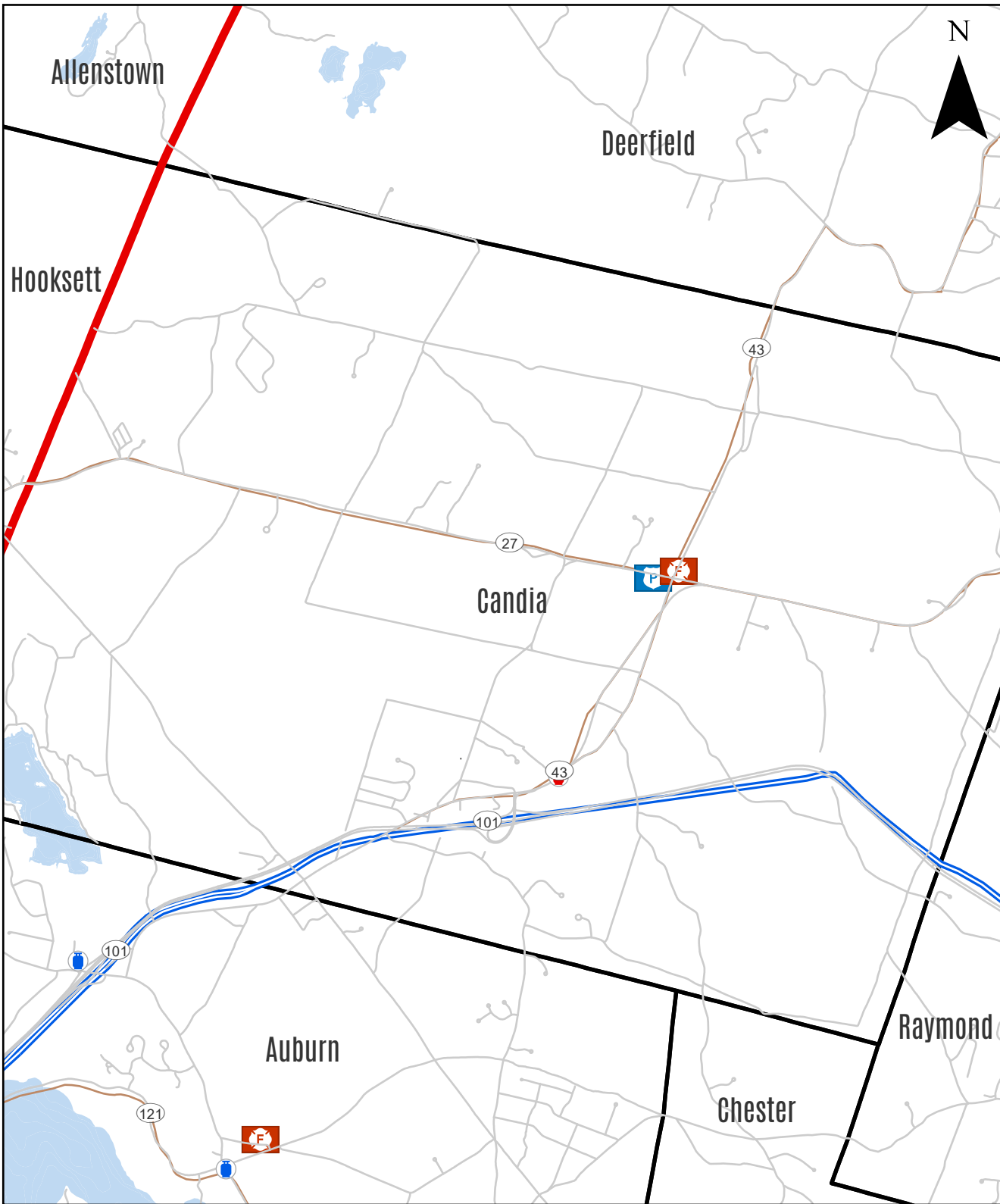


# Brentwood

Address	City	Type	Store	Vendor
405 Middle Rd	Brentwood	Buy & Exchange	Brentwood Country Store	AmeriGas

## Propane Exchange Locations

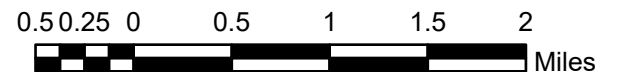




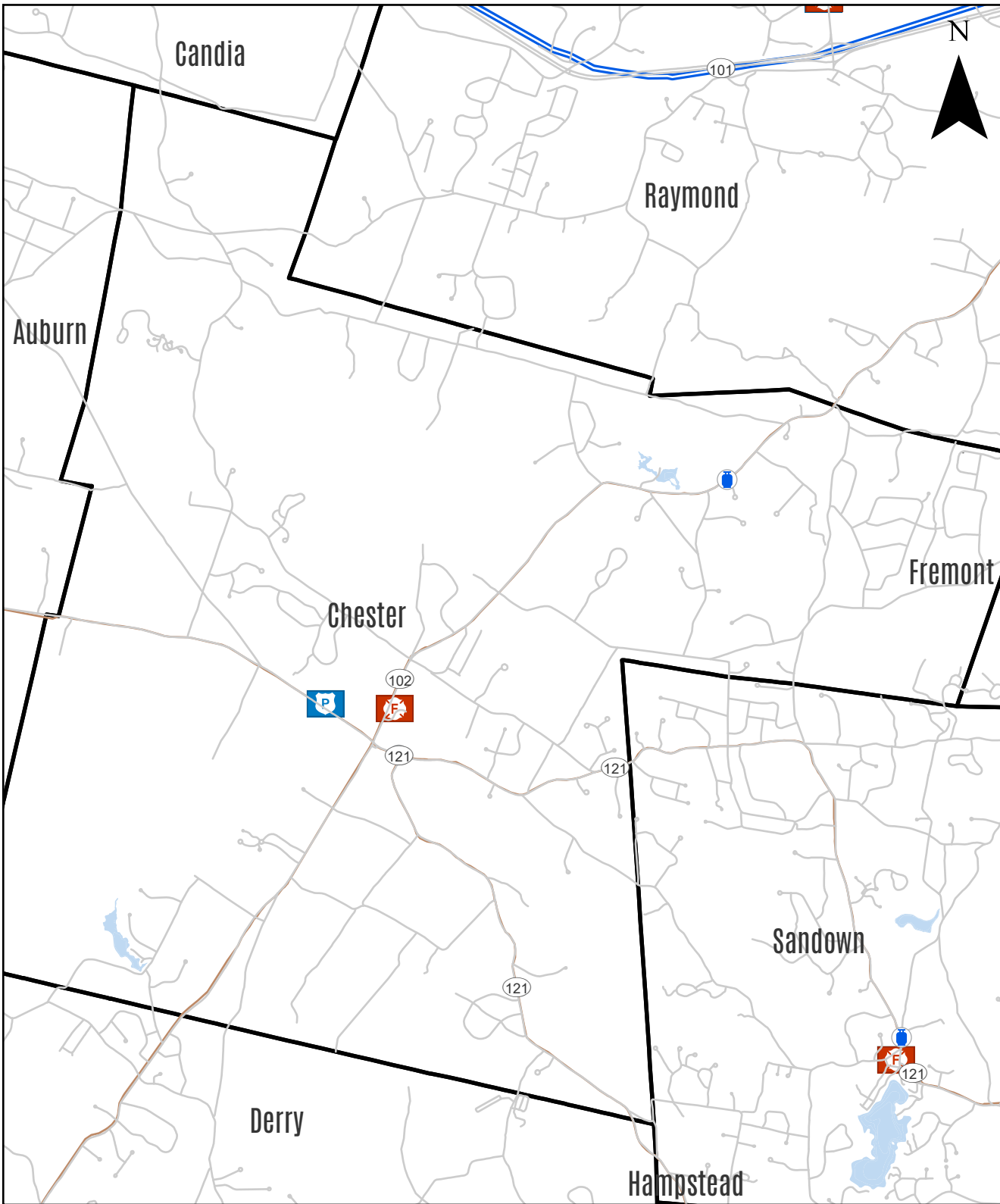
# Candia

Address	City	Type	Store	Vendor
285 Old Candia Rd	Candia	Buy & Exchange	Candia First Stop	AmeriGas

## Propane Exchange Locations



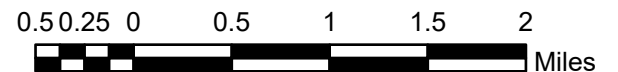


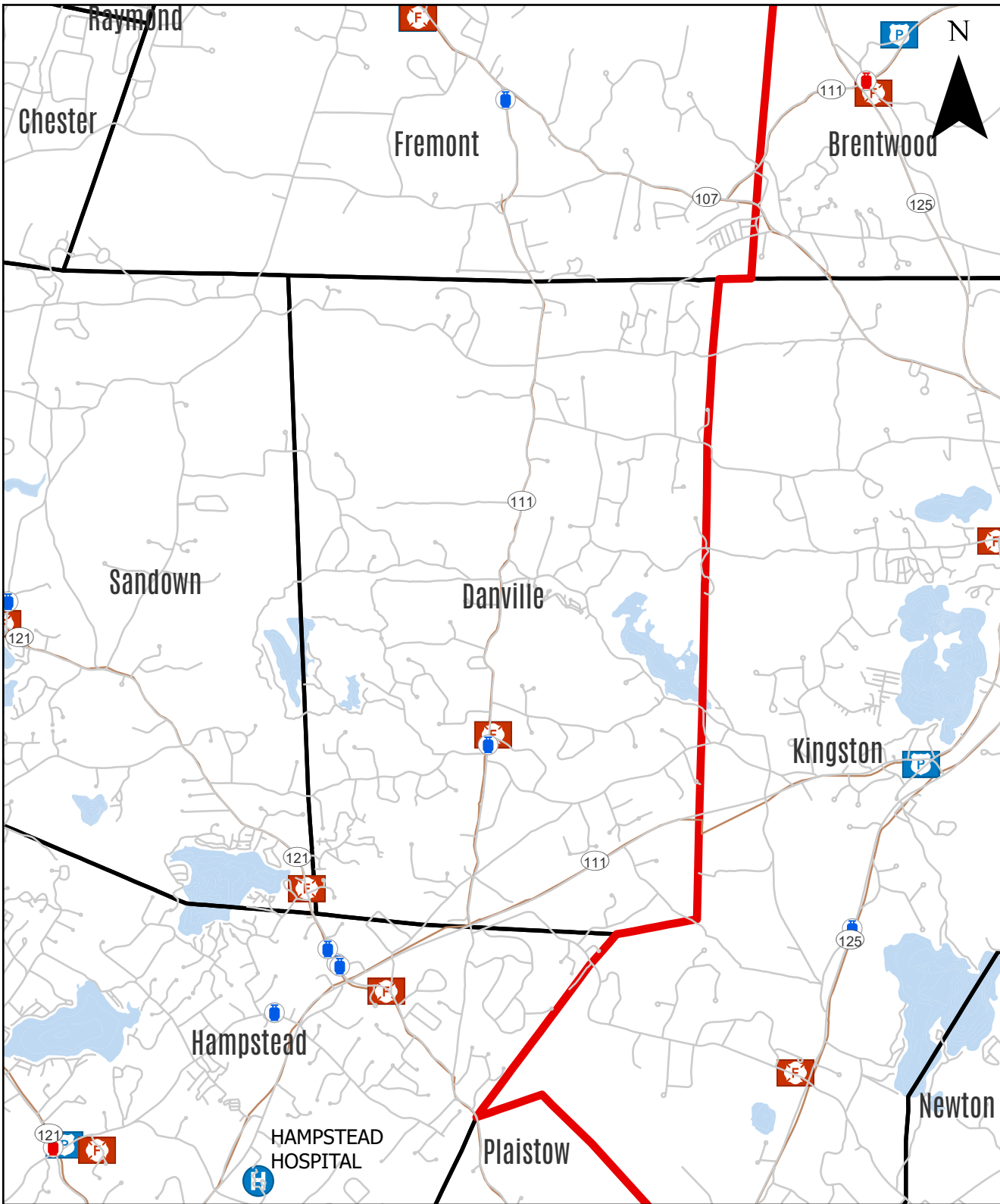


# Chester

Address	City	Type	Store	Vendor
2 Haverhill Rd	Chester	Buy & Exchange	Chester General Store	Blue Rhino
692 Raymond Rd	Chester	Buy & Exchange	Your Variety	Blue Rhino

## Propane Exchange Locations

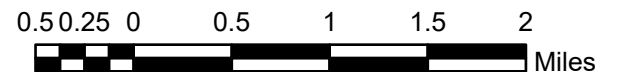


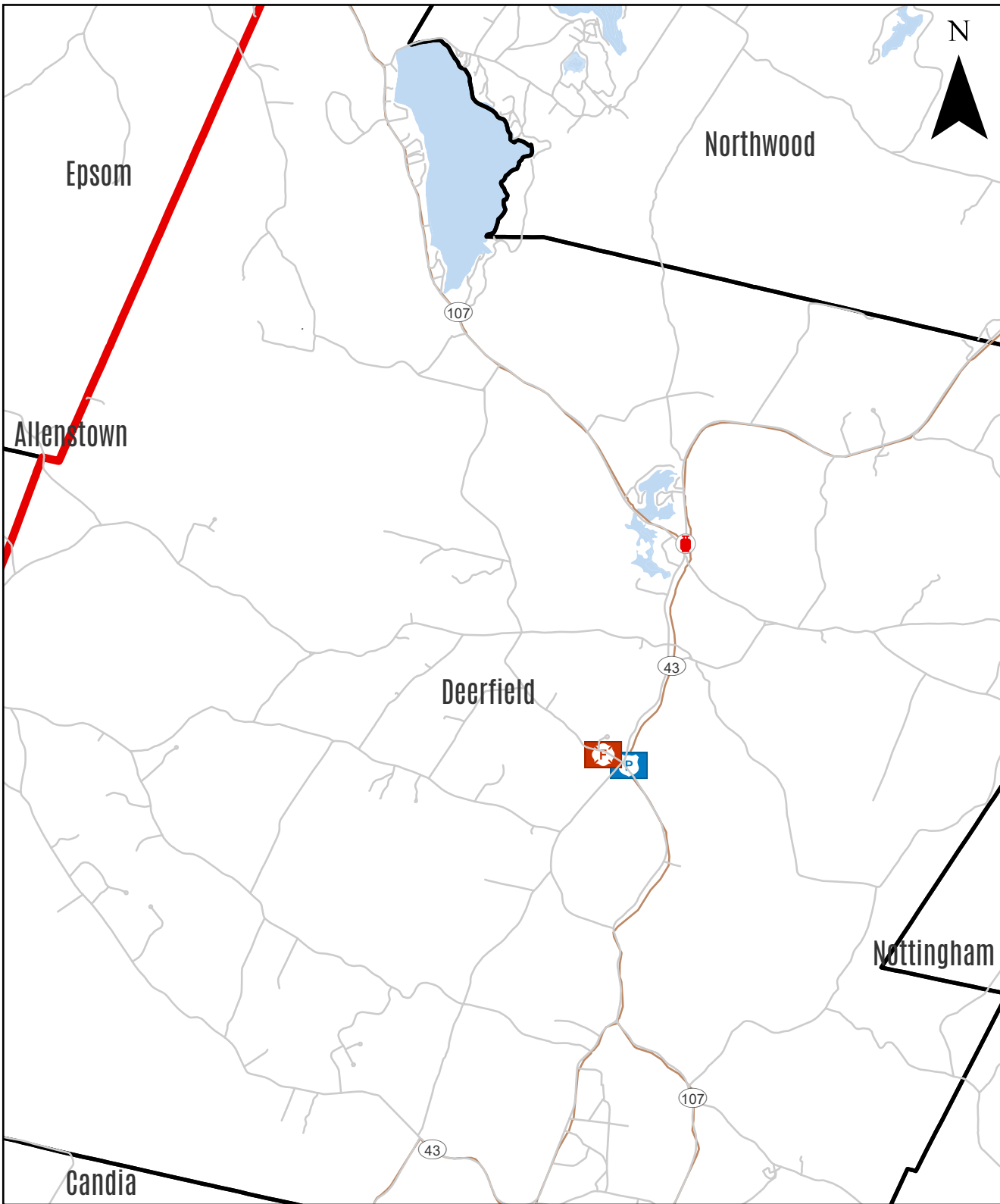


# Danville

Address	City	Type	Store	Vendor
183 Main St	Danville	Buy & Exchange	Danville Market	Blue Rhino

## Propane Exchange Locations

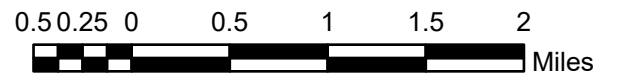


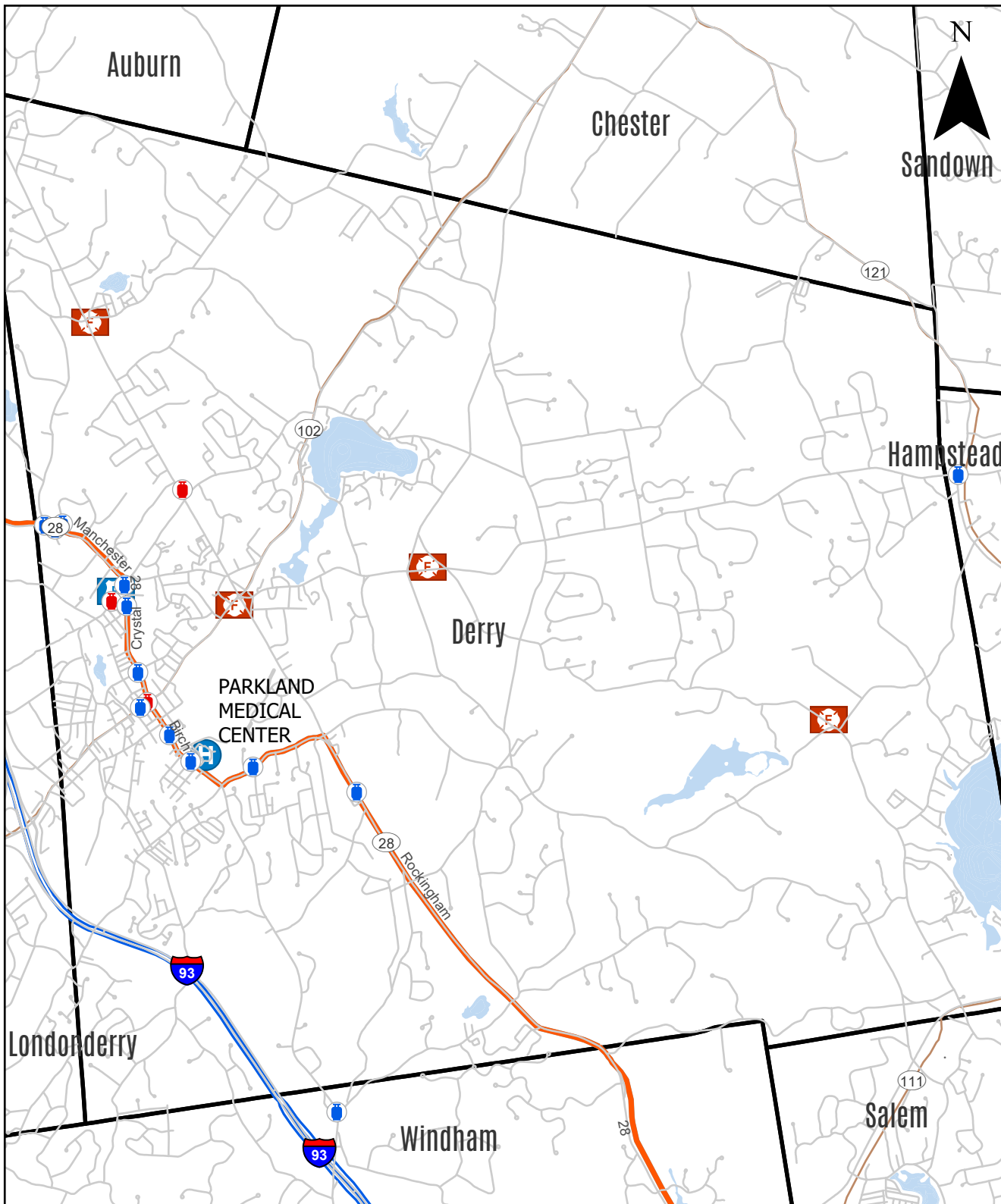


# Deerfield

Address	City	Type	Store	Vendor
2 Mountain View Rd	Deerfield	Buy & Exchange	Deerfield Mart	AmeriGas

## Propane Exchange Locations

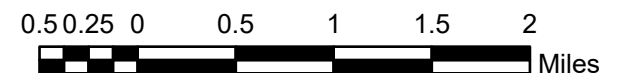


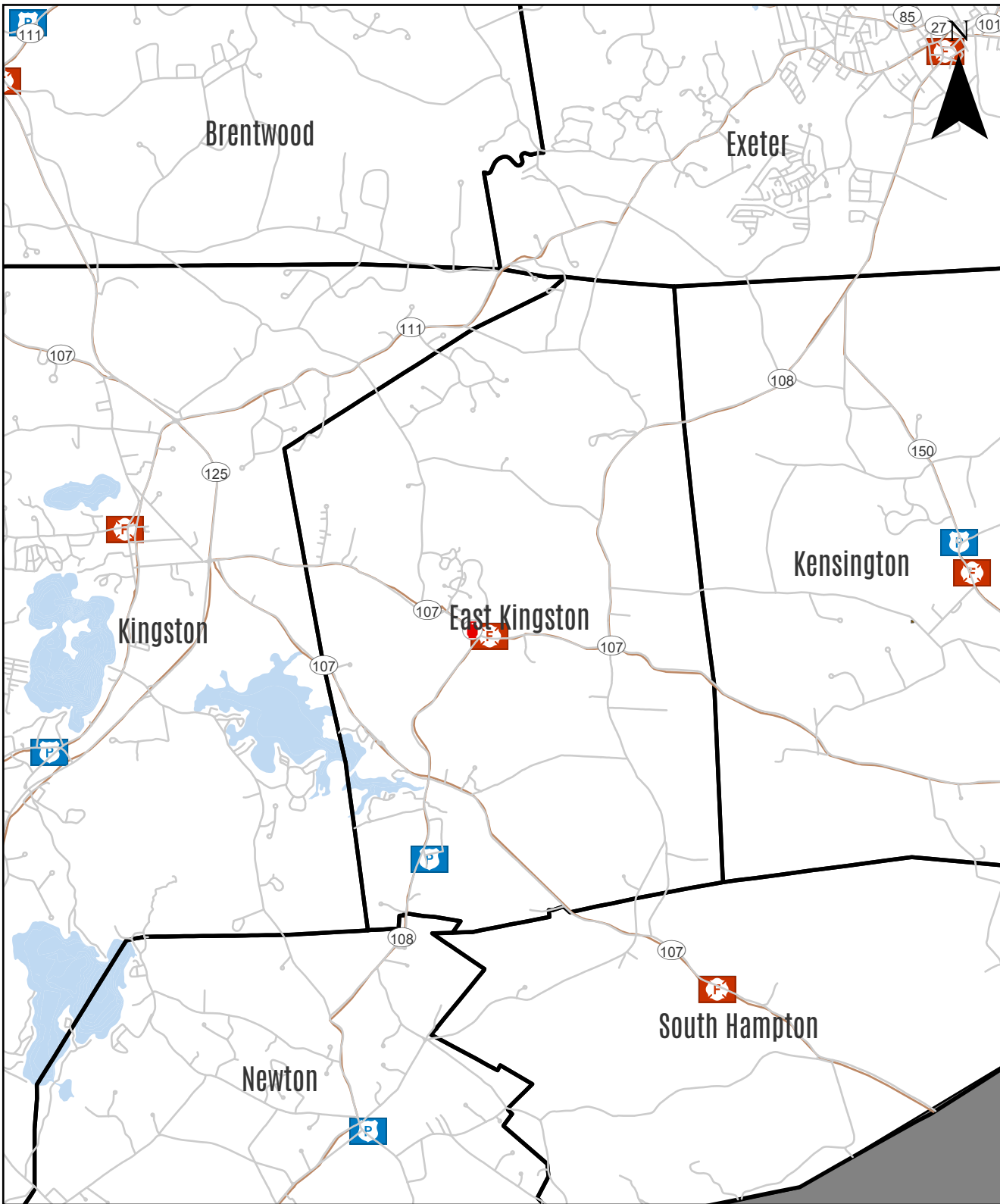


# Derry

Address	City	Type	Store	Vendor
20 Folsom Rd	Derry	Buy & Exchange	Royal T Car Wash	AmeriGas
48 East Broadway	Derry	Buy & Exchange	CVS	AmeriGas
11 Ashleigh Dr	Derry	Buy & Exchange	Walmart	Blue Rhino
20 Crystal Ave	Derry	Buy & Exchange	Rite Aid	Blue Rhino
22 East Broadway	Derry	Buy & Exchange	Cumberland Farms	Blue Rhino
30 Manchester Rd	Derry	Buy & Exchange	Ocean State Job Lot	Blue Rhino
35 Manchester Rd	Derry	Buy & Exchange	Hannaford	Blue Rhino
37 Birch St	Derry	Buy & Exchange	Derry Shell	Blue Rhino
50 Birch St	Derry	Buy & Exchange	Speedway	Blue Rhino
52 Rockingham Rd	Derry	Buy & Exchange	Rite Aid	Blue Rhino
59 Crystal Ave	Derry	Buy & Exchange	Gibbs Oil	Blue Rhino
72 Crystal Ave	Derry	Buy & Exchange	Derry One Stop	Blue Rhino
124 Rockingham Rd	Londonderry	Buy & Exchange	Convenience Plus	Blue Rhino
55 Bypass 28	Derry	Buy & Exchange	Circle K	AmeriGas

## Propane Exchange Locations

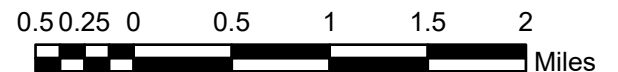




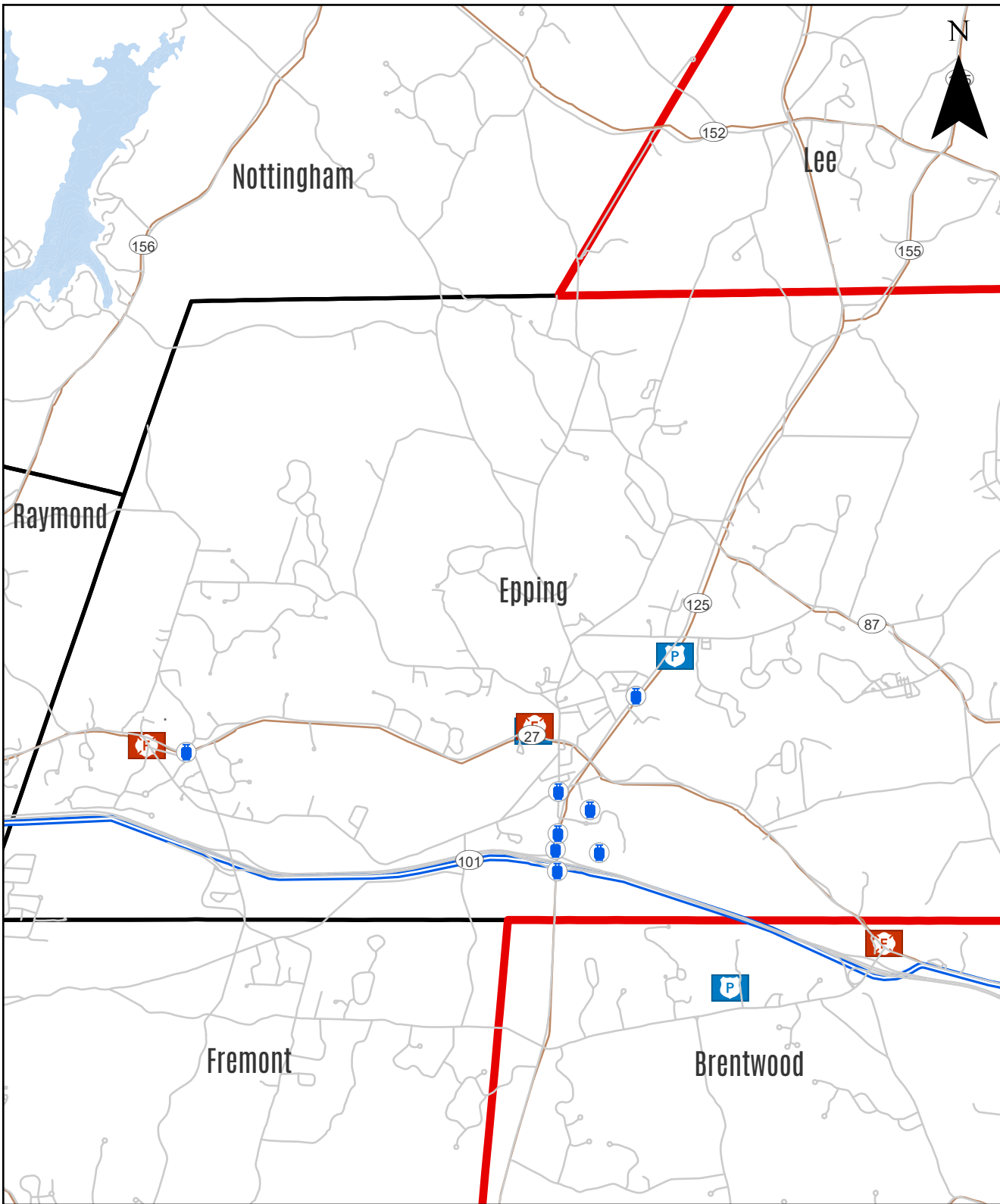
# East Kingston

Address	City	Type	Store	Vendor
8 Depot Rd	East Kingston	Buy & Exchange	Jones General Store	AmeriGas

## Propane Exchange Locations



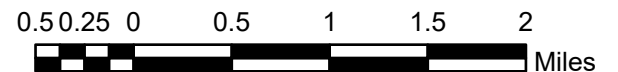




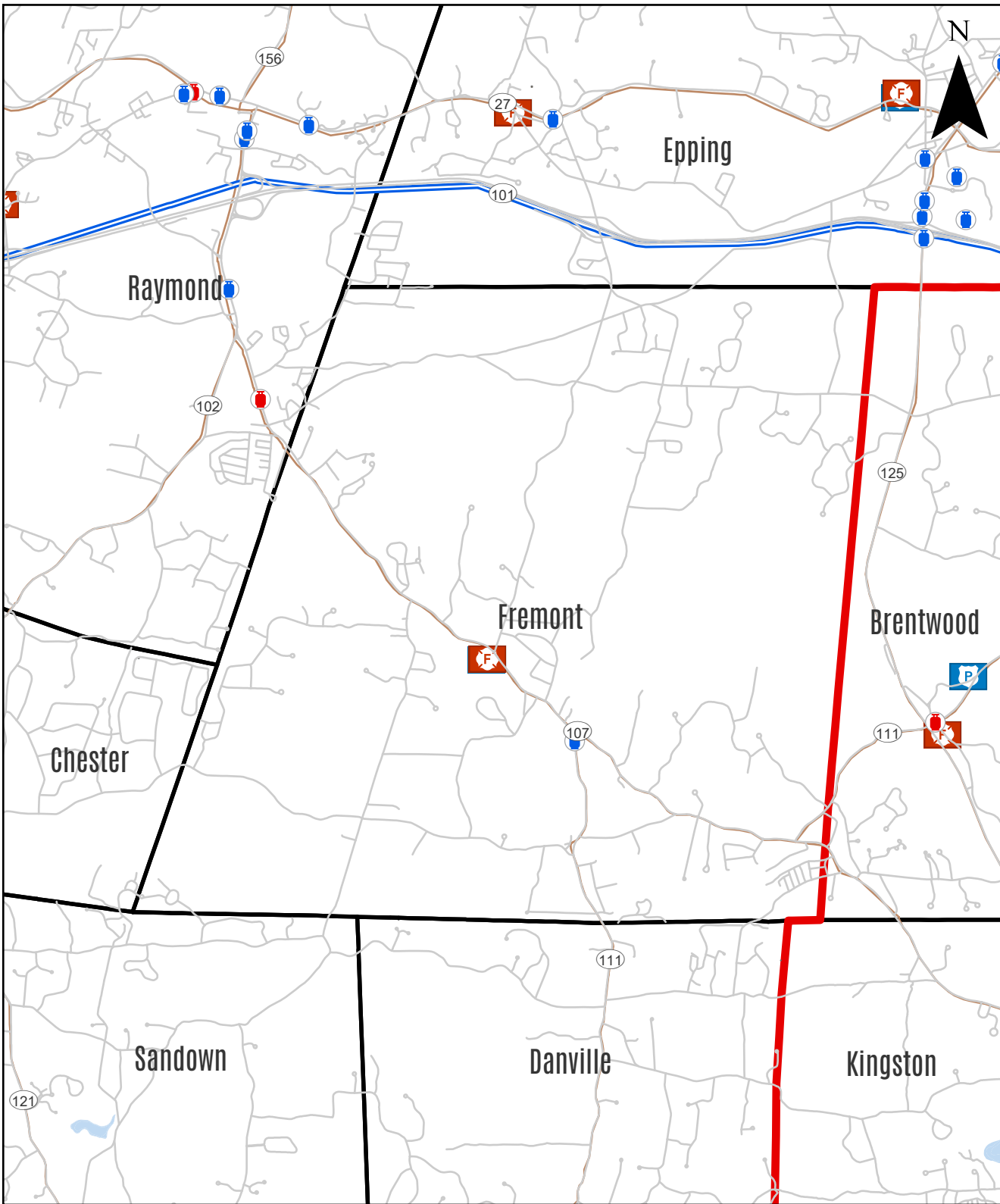
# Epping

Address	City	Type	Store	Vendor
249 Calef Hwy	Epping	Buy & Exchange	Circle K	AmeriGas
12 Main St	Epping	Buy & Exchange	Walgreens	Blue Rhino
249 Calef Hwy	Epping	Buy & Exchange	Circle K	Blue Rhino
30 Calef Highway	Epping	Buy & Exchange	Global	Blue Rhino
302 Pleasant St	Epping	Buy & Exchange	West Epping Village Market	Blue Rhino
65 Calef Highway	Epping	Buy & Exchange	Global	Blue Rhino
99 Calef Highway	Epping	Buy & Exchange	Cumberland Farms	Blue Rhino
35 Fresh River Rd	Epping	Buy & Exchange	Walmart	Blue Rhino
36 Fresh River Rd	Epping	Buy & Exchange	Lowe's	Blue Rhino

## Propane Exchange Locations



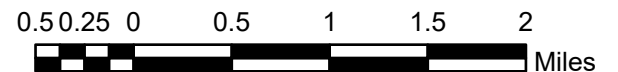


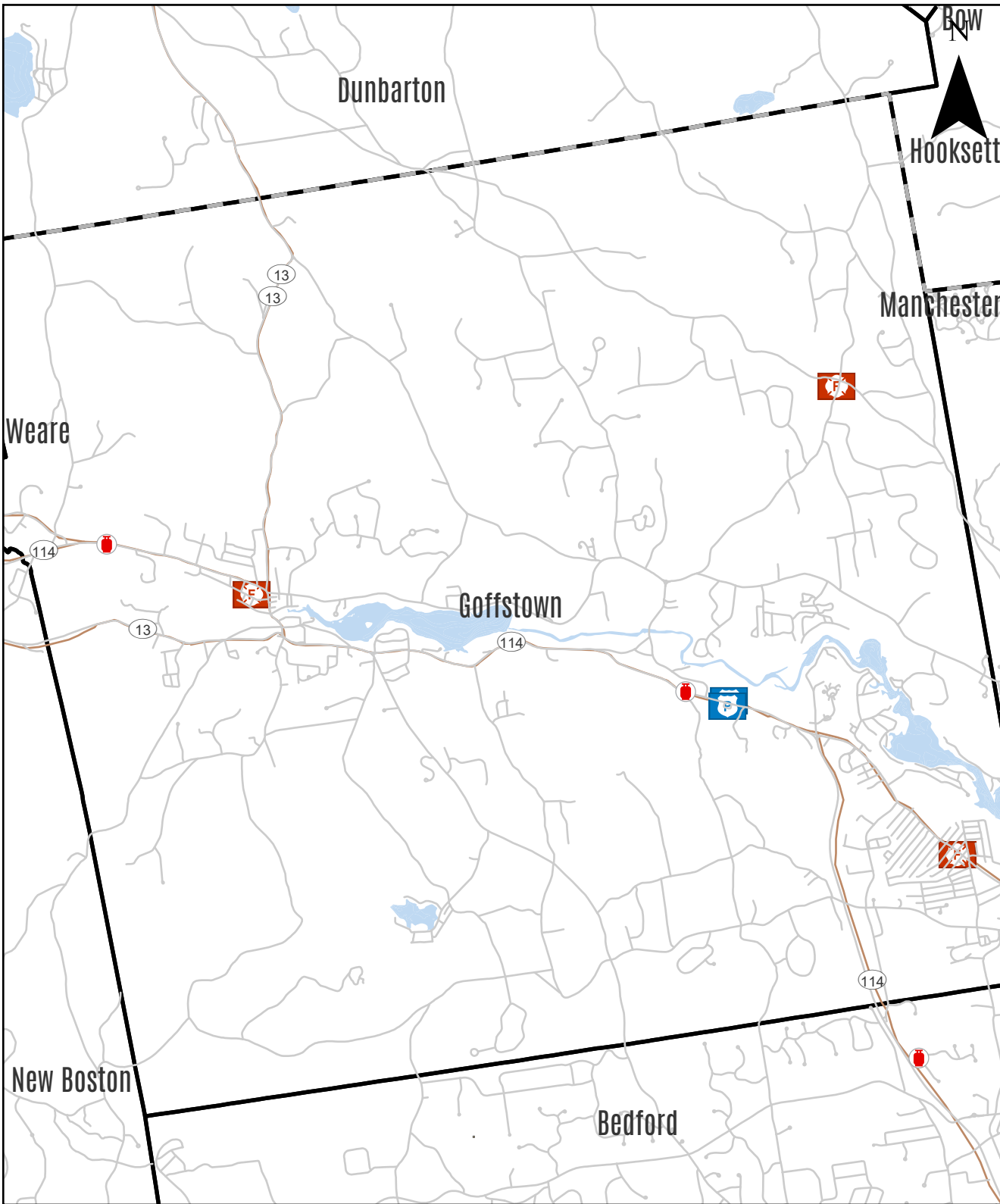


# Fremont

Address	City	Type	Store	Vendor
6 Danville Rd	Fremont	Buy & Exchange	Fremont Village Market	Blue Rhino

## Propane Exchange Locations

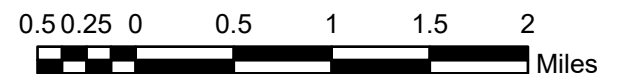


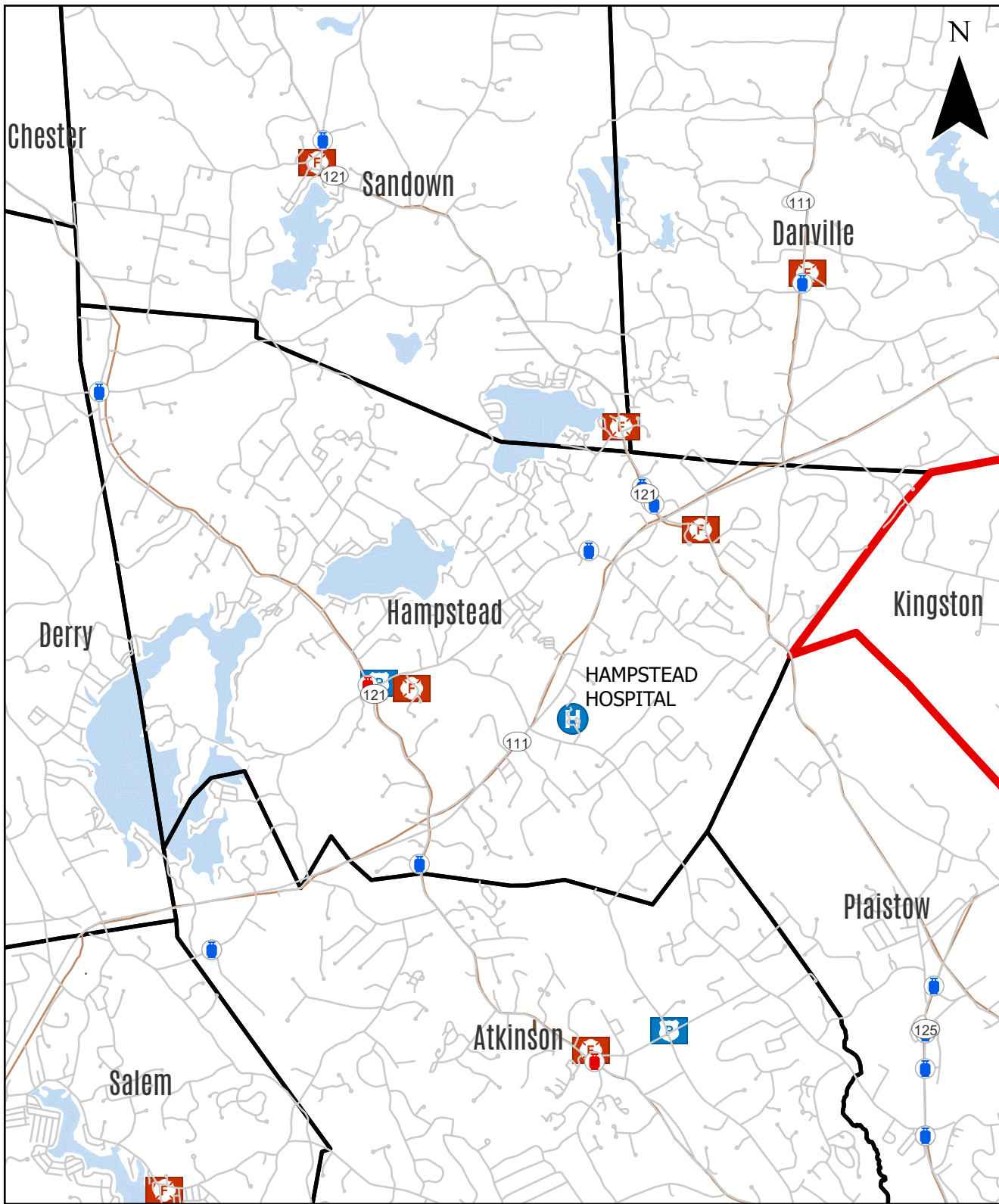


# Goffstown

Address	City	Type	Store	Vendor
277 Mast Road	Goffstown	Buy & Exchange	Circle K	AmeriGas
277 Mast Road	Goffstown	Buy & Exchange	Circle K	AmeriGas

## Propane Exchange Locations

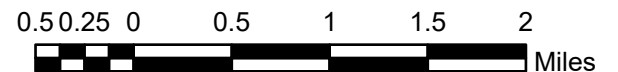


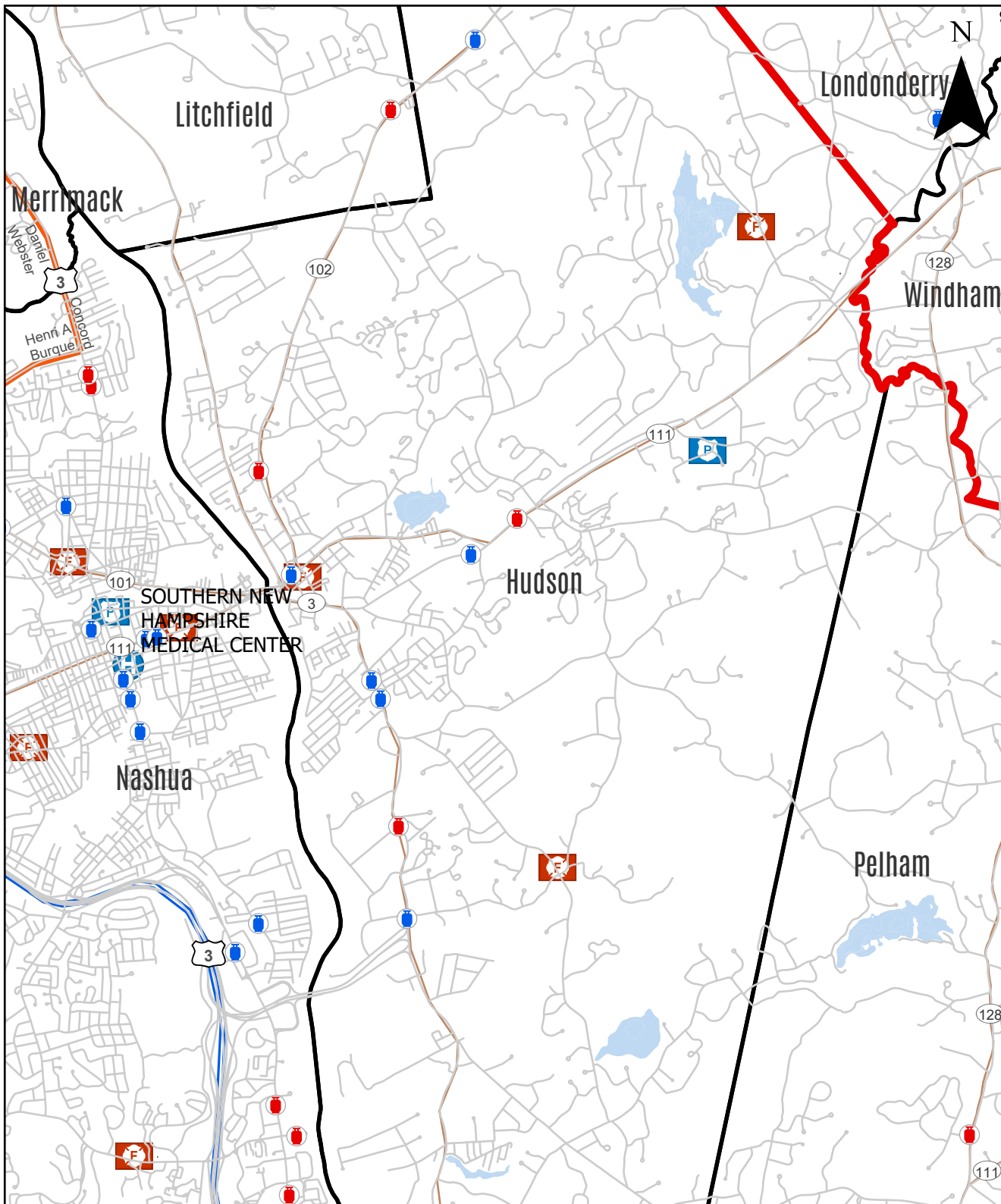


# Hampstead

Address	City	Type	Store	Vendor
4 Main St	Hampstead	Buy & Exchange	Hampstead Center Market	AmeriGas
228 Sandown Rd	East Hampstead	Buy & Exchange	Walgreens	Blue Rhino
304 Sandown Rd	East Hampstead	Buy & Exchange	Nouria Energy	Blue Rhino
305 Sandown Rd	East Hampstead	Buy & Exchange	Hanaford	Blue Rhino
235 Stage Rd	Hampstead	Buy & Exchange	Circle K	Blue Rhino
416 Emerson Ave	Hampstead	Buy & Exchange	Global	Blue Rhino
598 Main St	Hampstead	Buy & Exchange	Depot Crossing	Blue Rhino

## Propane Exchange Locations

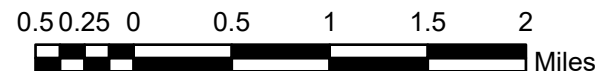




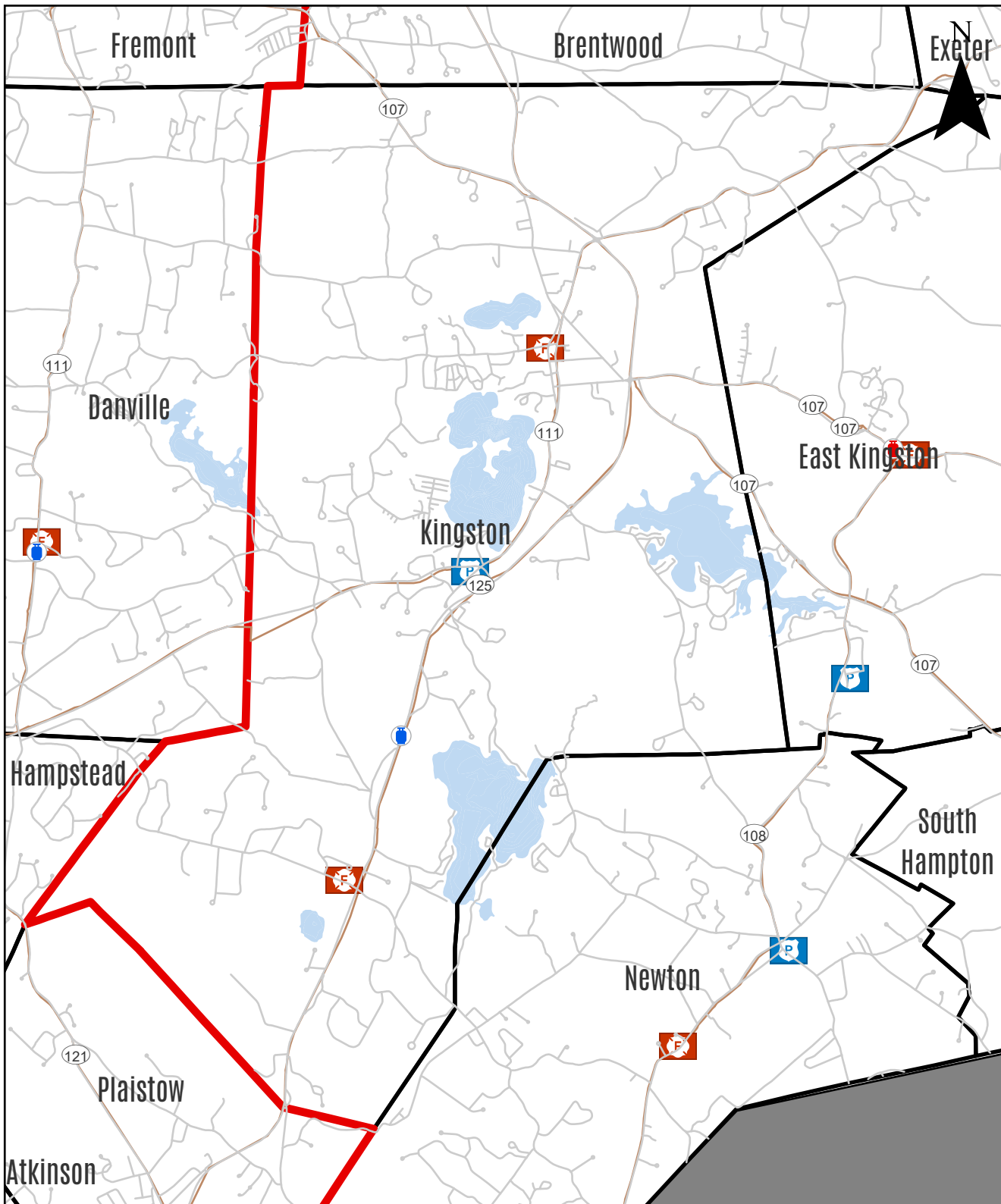
# Hudson

Address	City	Type	Store	Vendor
230 Central St	Hudson	Buy & Exchange	7 Eleven	AmeriGas
329 Derry Rd	Hudson	Buy & Exchange	Circle K	AmeriGas
4 Executive Dr	Hudson	Buy & Exchange	Rusty Lantern Market	AmeriGas
82 Derry Rd	Hudson	Buy & Exchange	Mobil	AmeriGas
189 Central St	Hudson	Buy & Exchange	Cumberland Farms	Blue Rhino
215 Lowell Rd	Hudson	Buy & Exchange	HEG/Haffners	Blue Rhino
329 Derry Rd	Hudson	Buy & Exchange	Circle K	Blue Rhino
71 Lowell Rd	Hudson	Buy & Exchange	Rite Aid	Blue Rhino
90 Derry St	Hudson	Buy & Exchange	Walgreens	Blue Rhino
96 Lowell Rd	Hudson	Buy & Exchange	Palmer Market	Blue Rhino

## Propane Exchange Locations



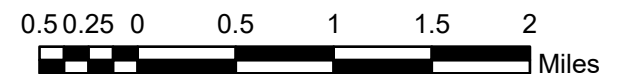


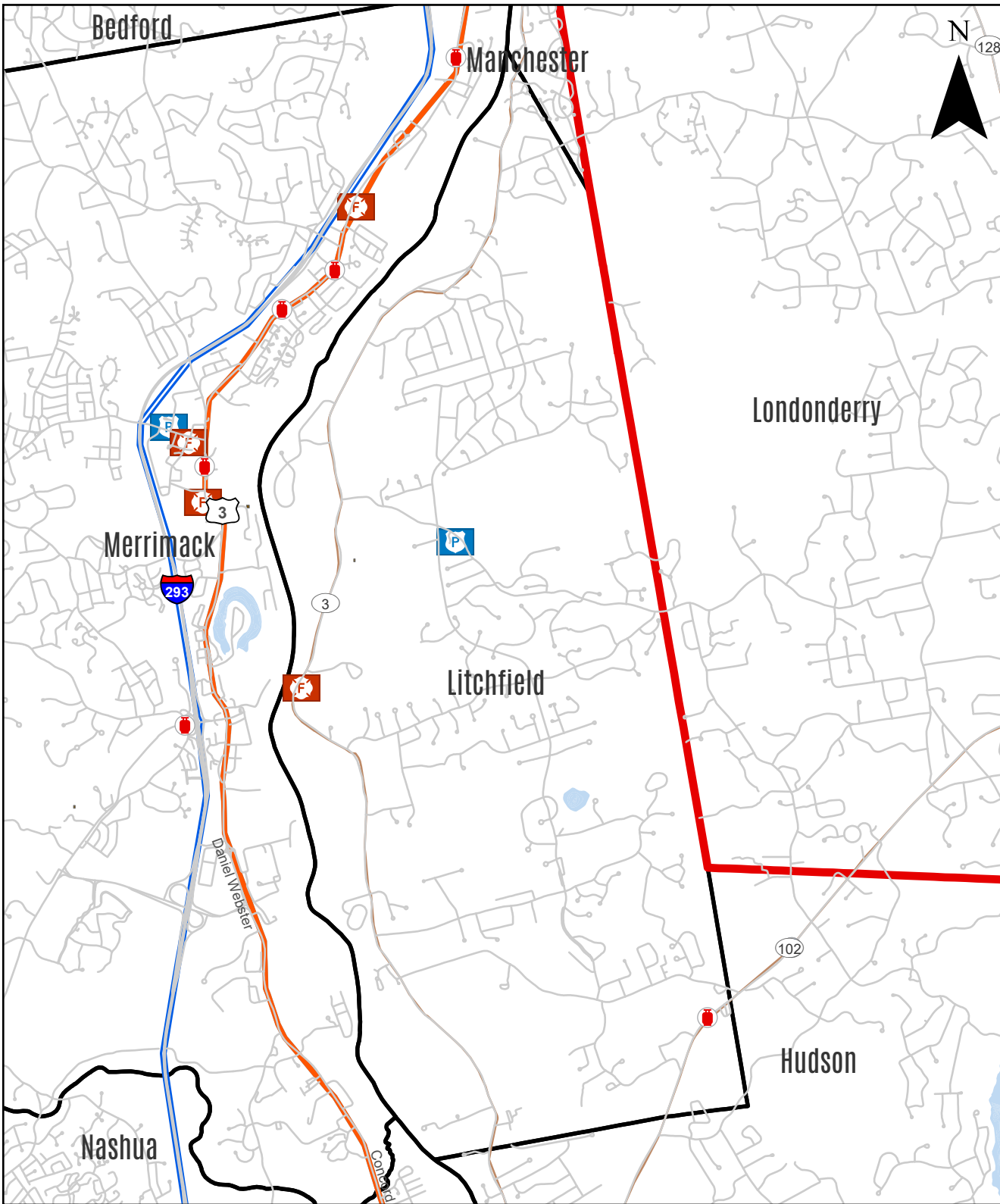


# Kingston

Address	City	Type	Store	Vendor
126 Route 125	Kingston	Buy & Exchange	Nouria Energy	Blue Rhino

## Propane Exchange Locations

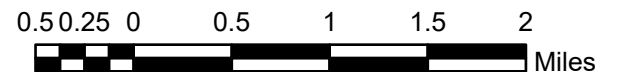




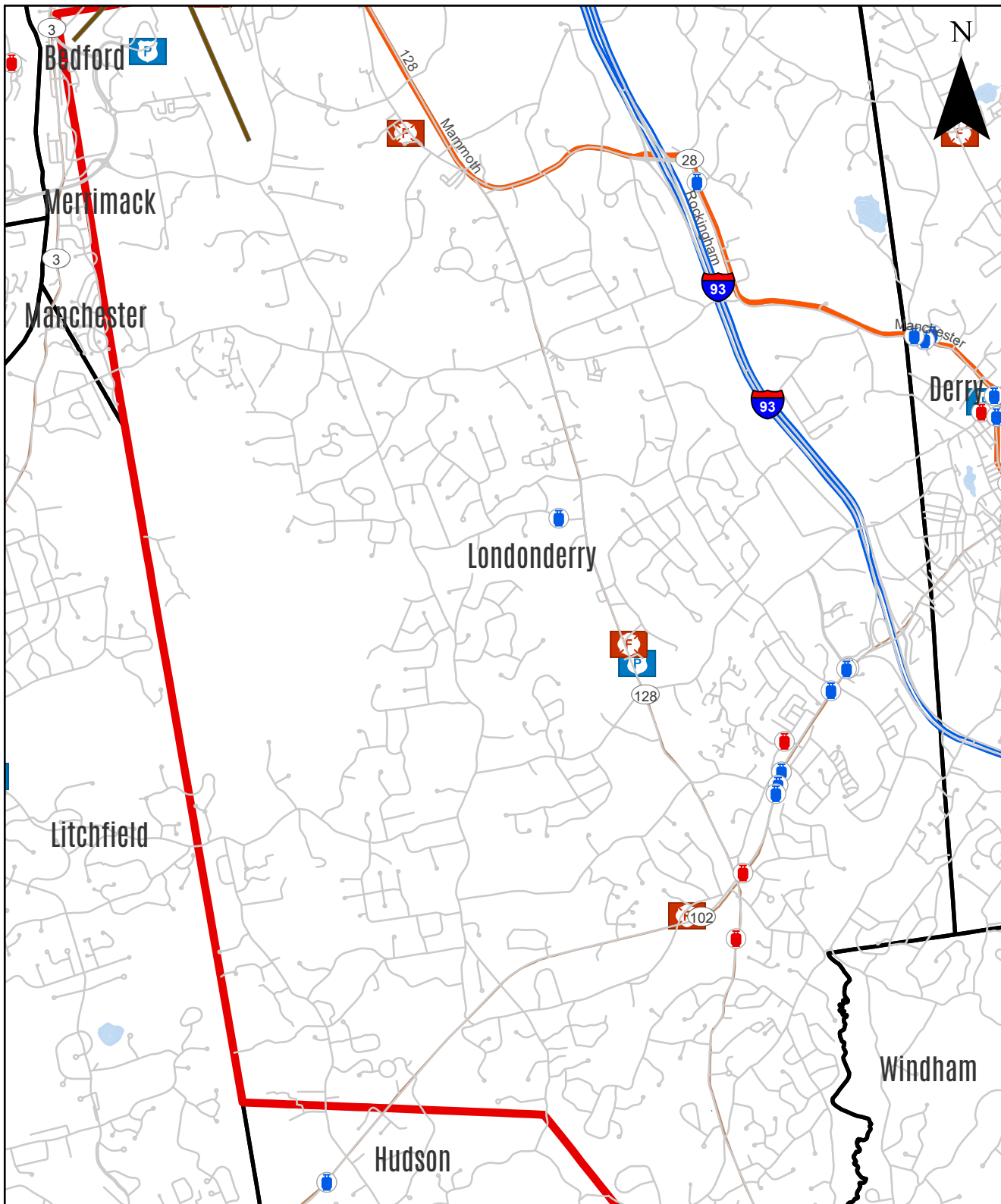
# Litchfield

Address	City	Type	Store	Vendor
274 Derry Rd Rte 102	Litchfield	Buy & Exchange	7 Eleven	AmeriGas

## Propane Exchange Locations



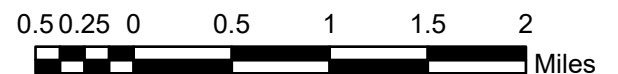


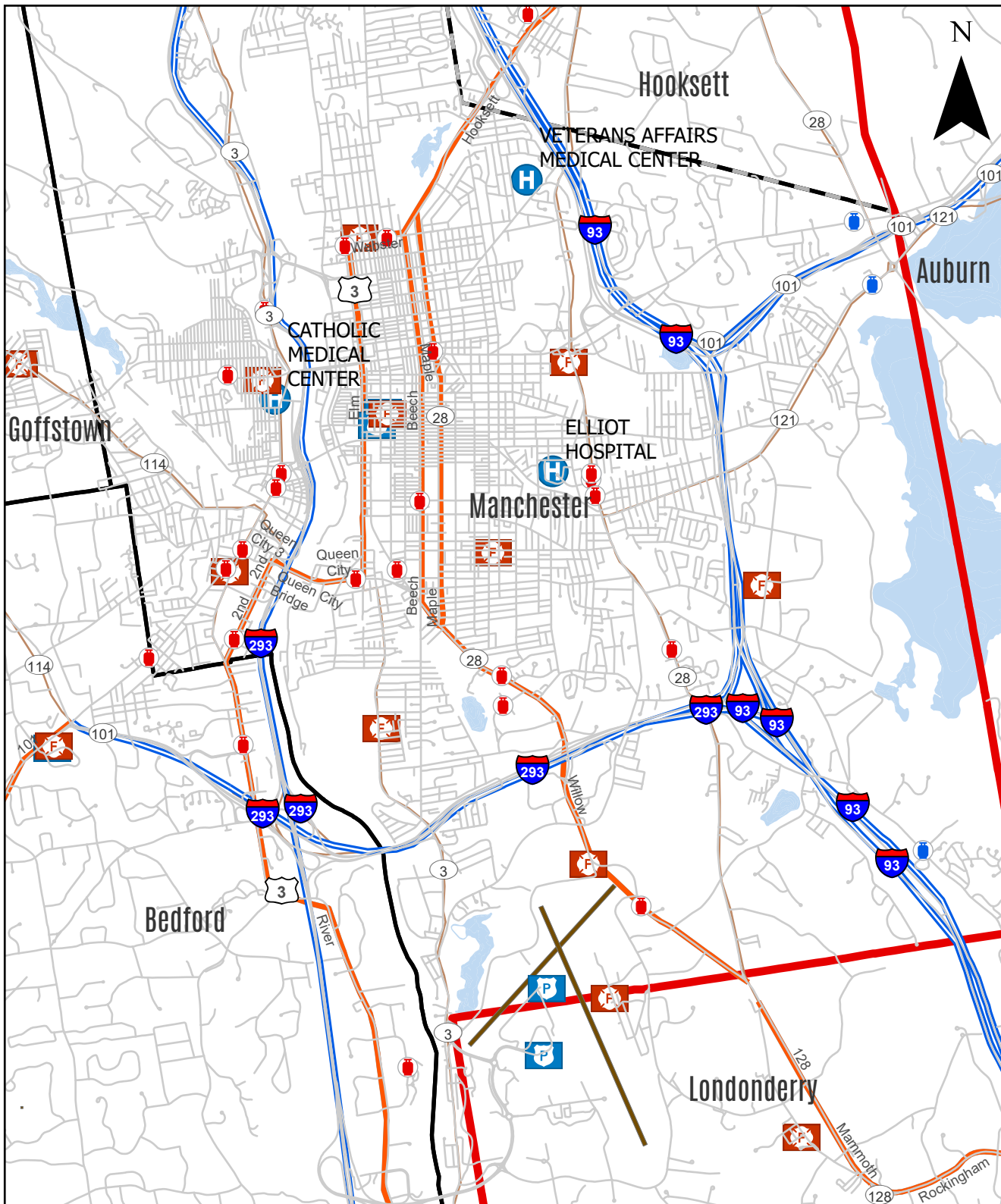


# Londonderry

Address	City	Type	Store	Vendor
1 Orchard View Dr	Londonderry	Buy & Exchange	Shaw's	AmeriGas
177 Mammoth Rd	Londonderry	Buy & Exchange	CVS	AmeriGas
2 Mohawk Dr	Londonderry	Buy & Exchange	BP	AmeriGas
37 Nashua Rd	Londonderry	Buy & Exchange	7 Eleven	AmeriGas
41 Nashua Rd	Londonderry	24/7 Self Service	Home Depot	AmeriGas
35 Manchester Rd	Derry	Buy & Exchange	Hannaford	Blue Rhino
1 Hampton Dr	Londonderry	Buy & Exchange	Global	Blue Rhino
11 Nashua Rd	Londonderry	Buy & Exchange	Nutfield Petroleum	Blue Rhino
12 Nashua Rd	Londonderry	Buy & Exchange	A&S Food Mart - Shell	Blue Rhino
123 Nashua Rd	Londonderry	Buy & Exchange	Rite Aid	Blue Rhino
124 Rockingham Rd	Londonderry	Buy & Exchange	Convenience Plus	Blue Rhino
131 Nashua Rd	Londonderry	Buy & Exchange	Walgreens	Blue Rhino
66 Nashua Rd	Londonderry	Buy & Exchange	Rebel - MCI	Blue Rhino
72 Shasta Dr	Londonderry	Buy & Exchange	Nutfield Country Store	Blue Rhino
18 Mammoth Rd	Windham	Buy & Exchange	Klemm's Mobil	Blue Rhino

## Propane Exchange Locations

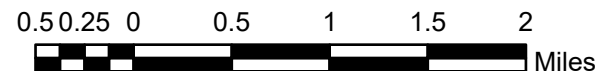


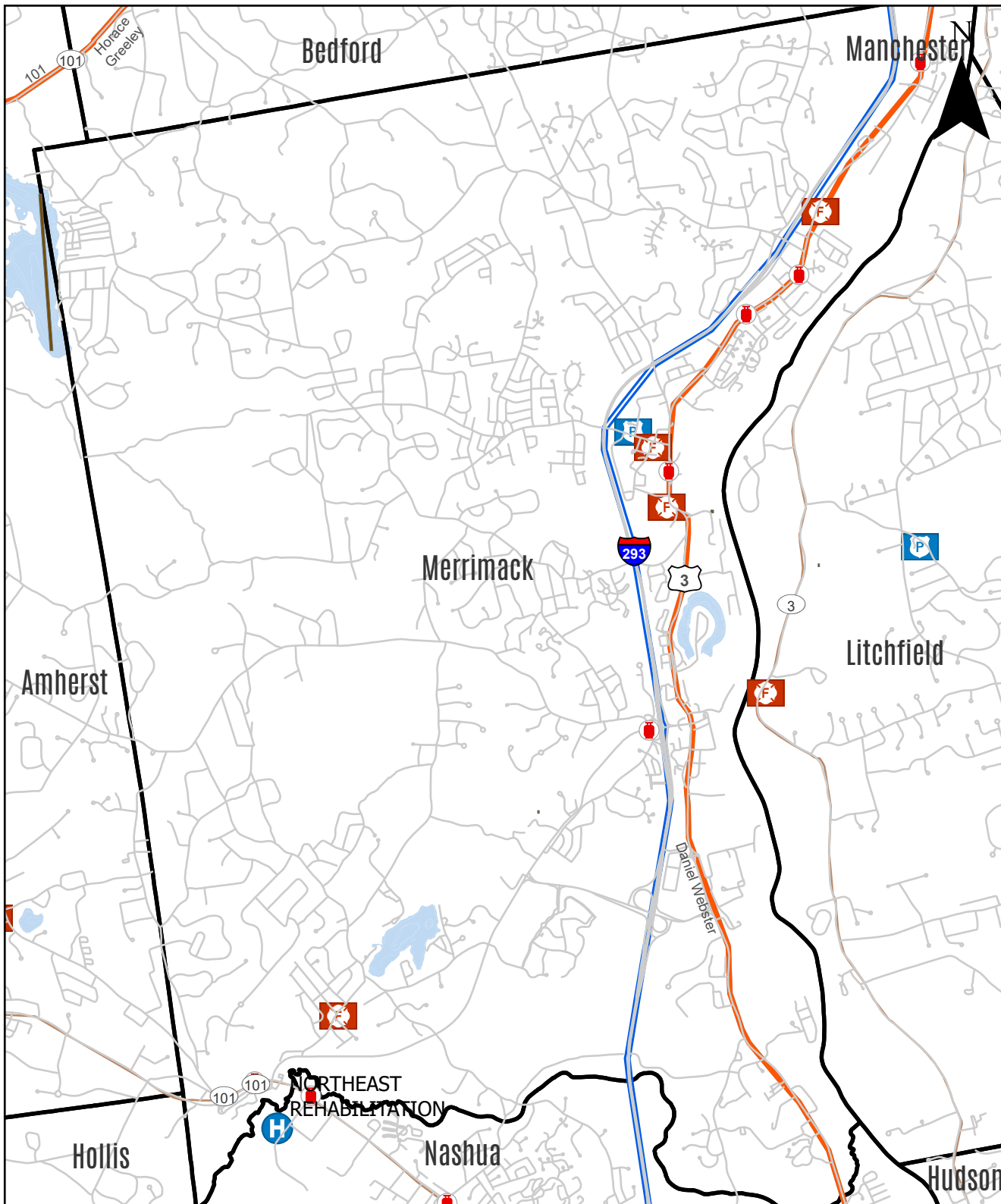


# Manchester

Address	City	Type	Store	Vendor
381 Boynton St	Bedford	Buy & Exchange	Heaven's Gas	AmeriGas
1019 Second St	Manchester	Buy & Exchange	Mobil	AmeriGas
111 Webster St	Manchester	Buy & Exchange	7 Eleven	AmeriGas
117 Queen City Ave	Manchester	Buy & Exchange	7 Eleven	AmeriGas
129 March Ave	Manchester	Buy & Exchange	Home Depot	AmeriGas
15 Willow St	Manchester	Buy & Exchange	Maverick Gas & Convenience	AmeriGas
1883 Elm St	Manchester	Buy & Exchange	Budget Gas	AmeriGas
20 Boynton St	Manchester	Buy & Exchange	Budget Gas	AmeriGas
21 North Main St	Manchester	Buy & Exchange	West Side Gulf	AmeriGas
210 Eddy Rd	Manchester	Buy & Exchange	Mobil	AmeriGas
234 Mammouth Rd	Manchester	Buy & Exchange	Heaven's Eastside Mart	AmeriGas
234 Mammouth Rd	Manchester	Buy & Exchange	Heaven's Eastside Mart	AmeriGas
234 Mammouth Rd	Manchester	Buy & Exchange	Heaven's Eastside Mart	AmeriGas
242 Beech St	Manchester	Buy & Exchange	7 Eleven	AmeriGas
270 Amory Rd	Manchester	Buy & Exchange	Crosstown Variety	AmeriGas
271 Mammoth Rd	Manchester	Buy & Exchange	CVS	AmeriGas
4080 South Willow St	Manchester	Buy & Exchange	Matheson Tri Gas	AmeriGas
432 South Main St	Manchester	Buy & Exchange	CVS	AmeriGas
557 Maple St	Manchester	Buy & Exchange	7 Eleven	AmeriGas
788 S Willow St	Manchester	Buy & Exchange	CVS	AmeriGas
85 South Main St	Manchester	Buy & Exchange	7 Eleven	AmeriGas
1466 Bodwell Rd	Manchester	Buy & Exchange	Bodwell Food Mart	Blue Rhino
1932 Wellington Rd	Manchester	Buy & Exchange	Global #331	Blue Rhino
2281 Candia Road	Manchester	Buy & Exchange	Sandy's Variety & Sub Shop	Blue Rhino

## Propane Exchange Locations

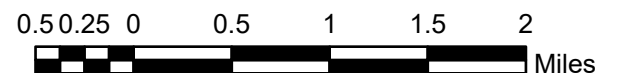




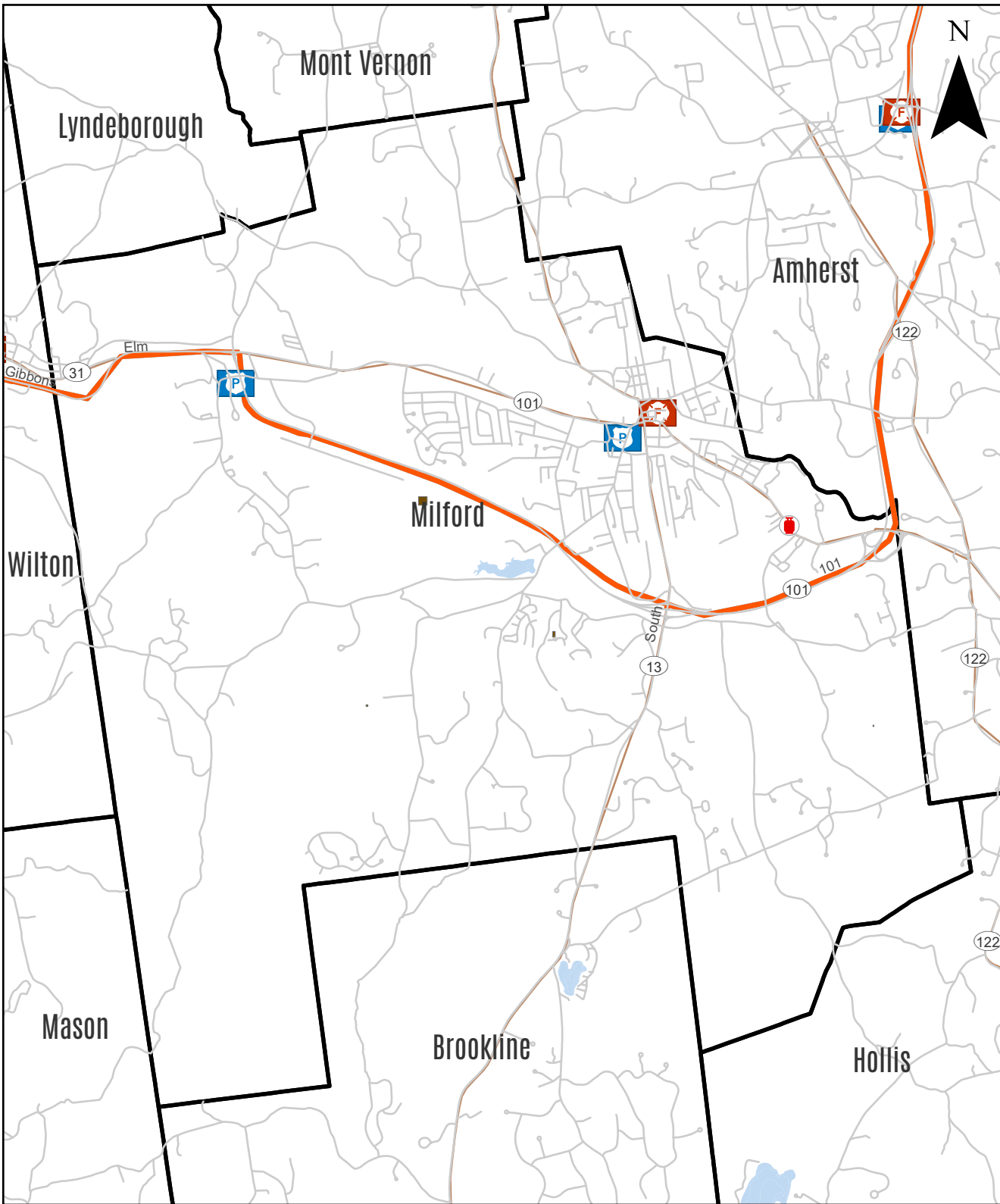
# Merrimack

Address	City	Type	Store	Vendor
1 Continental Blvd	Merrimack	Buy & Exchange	Gulf	AmeriGas
456 Daniel Webster Hwy	Merrimack	Buy & Exchange	CVS	AmeriGas
570 Dnaiel Webster Hwy	Merrimack	Buy & Exchange	Shaw's	AmeriGas
601 Daniel Webster Highway	Merrimack	Buy & Exchange	Reed's Ferry Market	AmeriGas
721 Milford Rd	Merrimack	24/7 Self Service	Home Depot	AmeriGas
730 Daniel Webster Highway	Merrimack	Buy & Exchange	7 Eleven	AmeriGas
633 Amherst St	Nashua	Buy & Exchange	CVS	AmeriGas

## Propane Exchange Locations



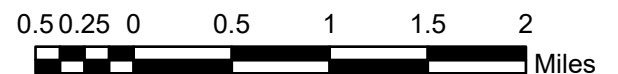


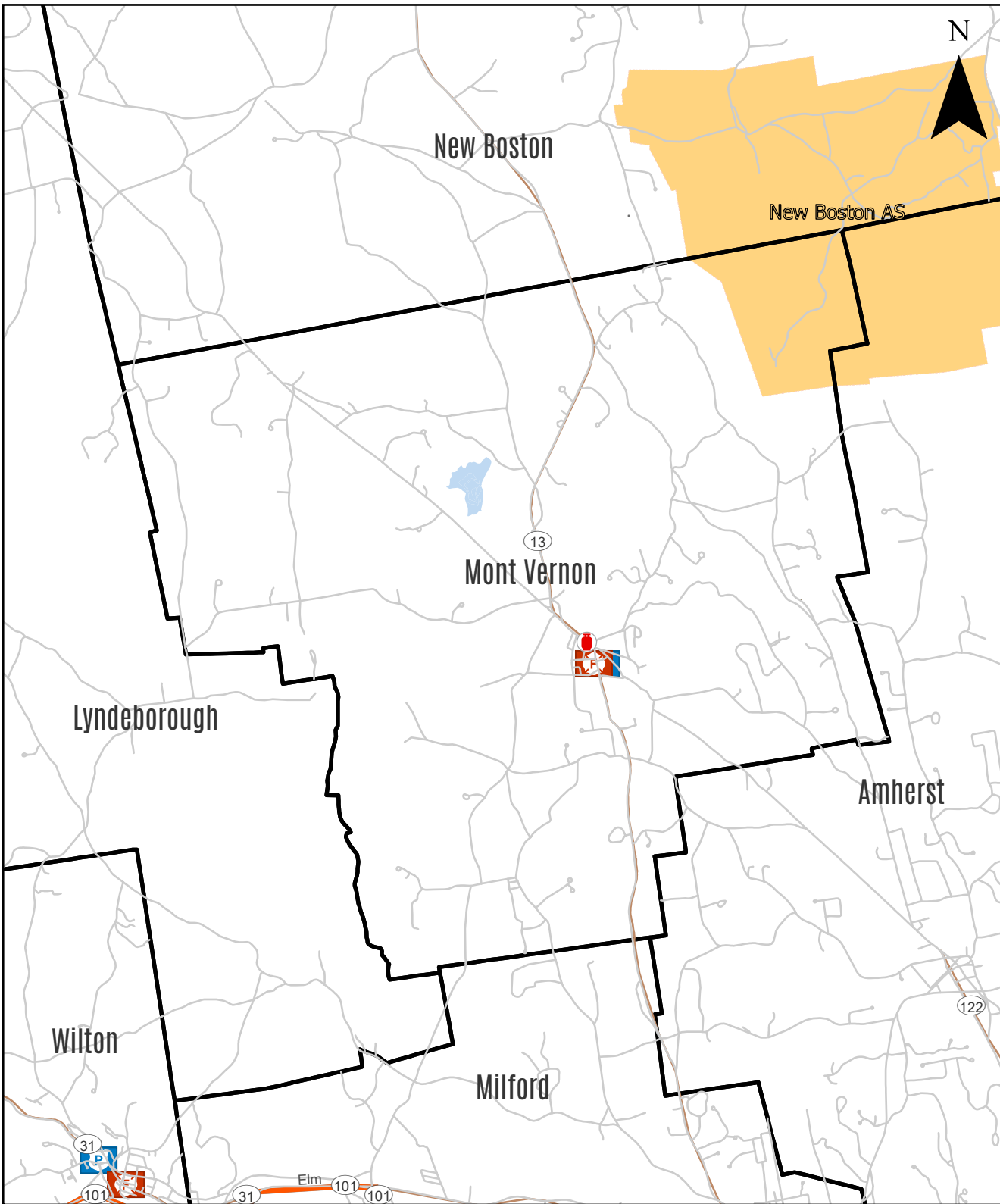


# Milford

Address	City	Type	Store	Vendor
586 Nashua St	Milford	Buy & Exchange	Shaw's	AmeriGas

## Propane Exchange Locations

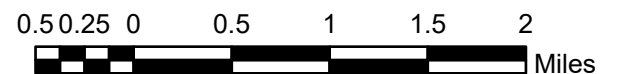




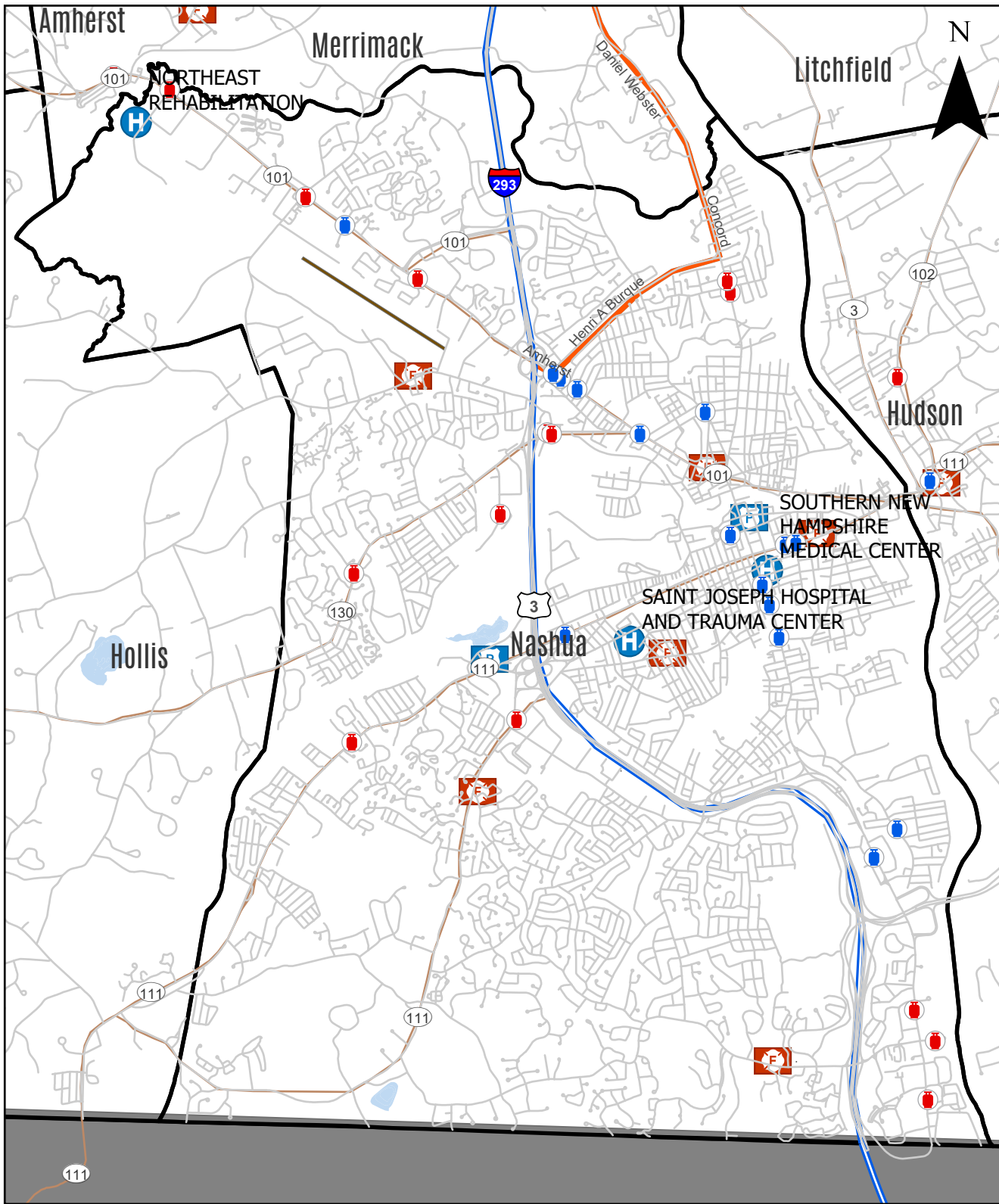
# Mont Vernon

Address	City	Type	Store	Vendor
10 North Main St	Mont Vernon	Buy & Exchange	Mont Vernon General Store	AmeriGas

## Propane Exchange Locations



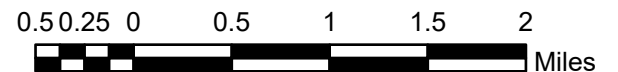


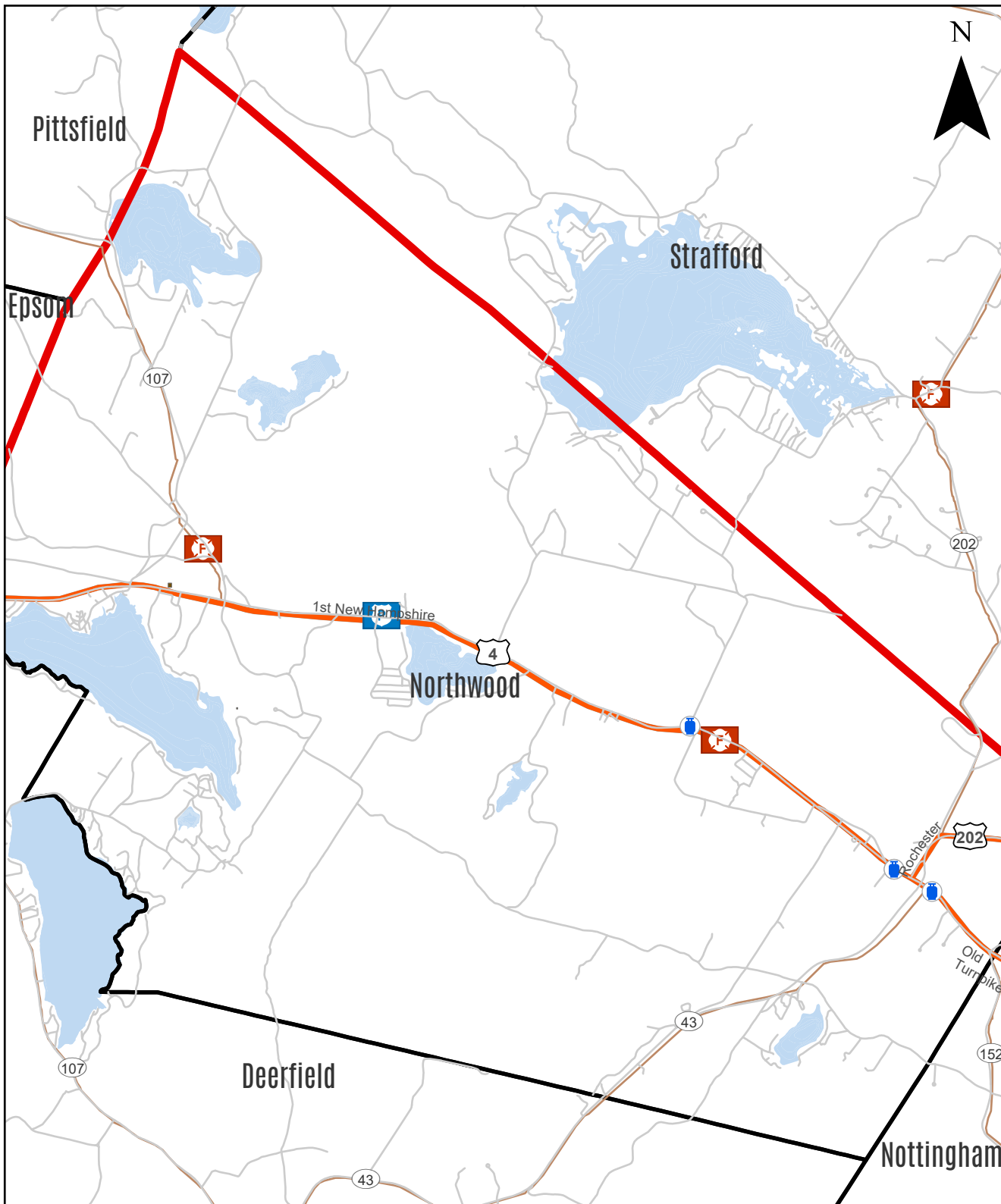


# Nashua

Address	City	Type	Store	Vendor
103 Broad St	Nashua	Buy & Exchange	Broad St Gulf	AmeriGas
12 Coliseum Dr	Nashua	24/7 Self Service	Home Depot	AmeriGas
125 Concord St	Nashua	Buy & Exchange	Kirkpatrick's Corner	AmeriGas
125 Concord St	Nashua	Buy & Exchange	Kirkpatrick's Corner	AmeriGas
213 Daniel Webster Hwy	Nashua	Buy & Exchange	Shaw's	AmeriGas
266 Main Dunstable Rd	Nashua	Buy & Exchange	7 Eleven	AmeriGas
288 Daniel Webster Hwy	Nashua	Buy & Exchange	Home Depot	AmeriGas
361 Amherst St	Nashua	Buy & Exchange	7 Eleven	AmeriGas
496 Amherst St	Nashua	Buy & Exchange	7 Eleven	AmeriGas
633 Amherst St	Nashua	Buy & Exchange	CVS	AmeriGas
7 Spit Brook Rd	Nashua	Buy & Exchange	7 Eleven	AmeriGas
717 West Hollis St	Nashua	Buy & Exchange	Fotene's Market	AmeriGas
96 Broad St	Nashua	Buy & Exchange	Mobil	AmeriGas
96 Broad St	Nashua	Buy & Exchange	Mobil	AmeriGas
106 Amherst St	Nashua	Buy & Exchange	Cumberland Farms	Blue Rhino
106 Amherst St	Nashua	Buy & Exchange	Cumberland Farms	Blue Rhino
111 Daniel Webster Hwy	Nashua	Buy & Exchange	Cumberland Farms	Blue Rhino
129 West Pearl St	Nashua	Buy & Exchange	Nashua Ace Hardware	Blue Rhino
159 Amherst St	Nashua	Buy & Exchange	Amherst Street Citgo	Blue Rhino
190 Amherst St	Nashua	Buy & Exchange	Ent, Inc - Shell	Blue Rhino
190 Amherst St	Nashua	Buy & Exchange	Ent, Inc - Shell	Blue Rhino
2 Courtland St	Nashua	Buy & Exchange	Jeannotte's Market	Blue Rhino
283 Main St	Nashua	Buy & Exchange	Walgreens	Blue Rhino
301 Main St	Nashua	Buy & Exchange	Ent, Inc - Shell	Blue Rhino
331 Main St	Nashua	Buy & Exchange	Rite Aid	Blue Rhino
347 West Hollis St	Nashua	Buy & Exchange	Ent, Inc - Shell	Blue Rhino
38 East Hollis St	Nashua	Buy & Exchange	Family Dollar	Blue Rhino
43 E. Hollis St	Nashua	Buy & Exchange	Global	Blue Rhino

## Propane Exchange Locations

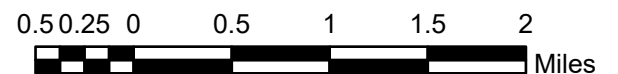


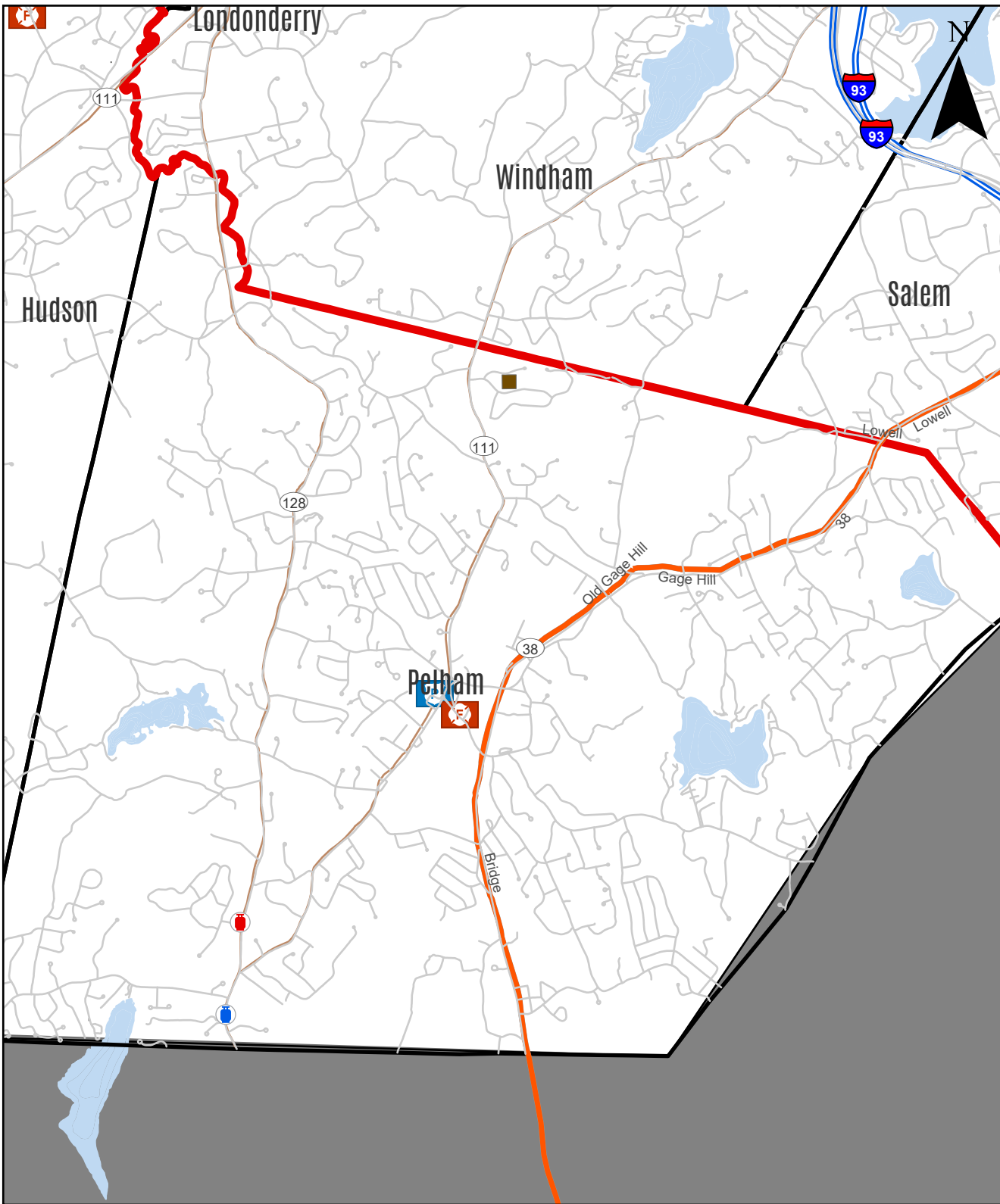


# Northwood

Address	City	Type	Store	Vendor
185 1st NH Turnpike	Northwood	Buy & Exchange	Circle K	AmeriGas
137 1st NH Tpke	Northwood	Buy & Exchange	Nouria Energy	Blue Rhino
185 1st NH Tpke	Northwood	Buy & Exchange	Circle K	Blue Rhino
546 1st NH Tpke	Northwood	Buy & Exchange	Northwood Mobil	Blue Rhino

## Propane Exchange Locations

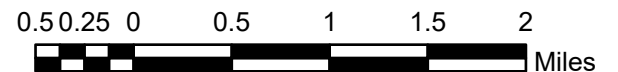


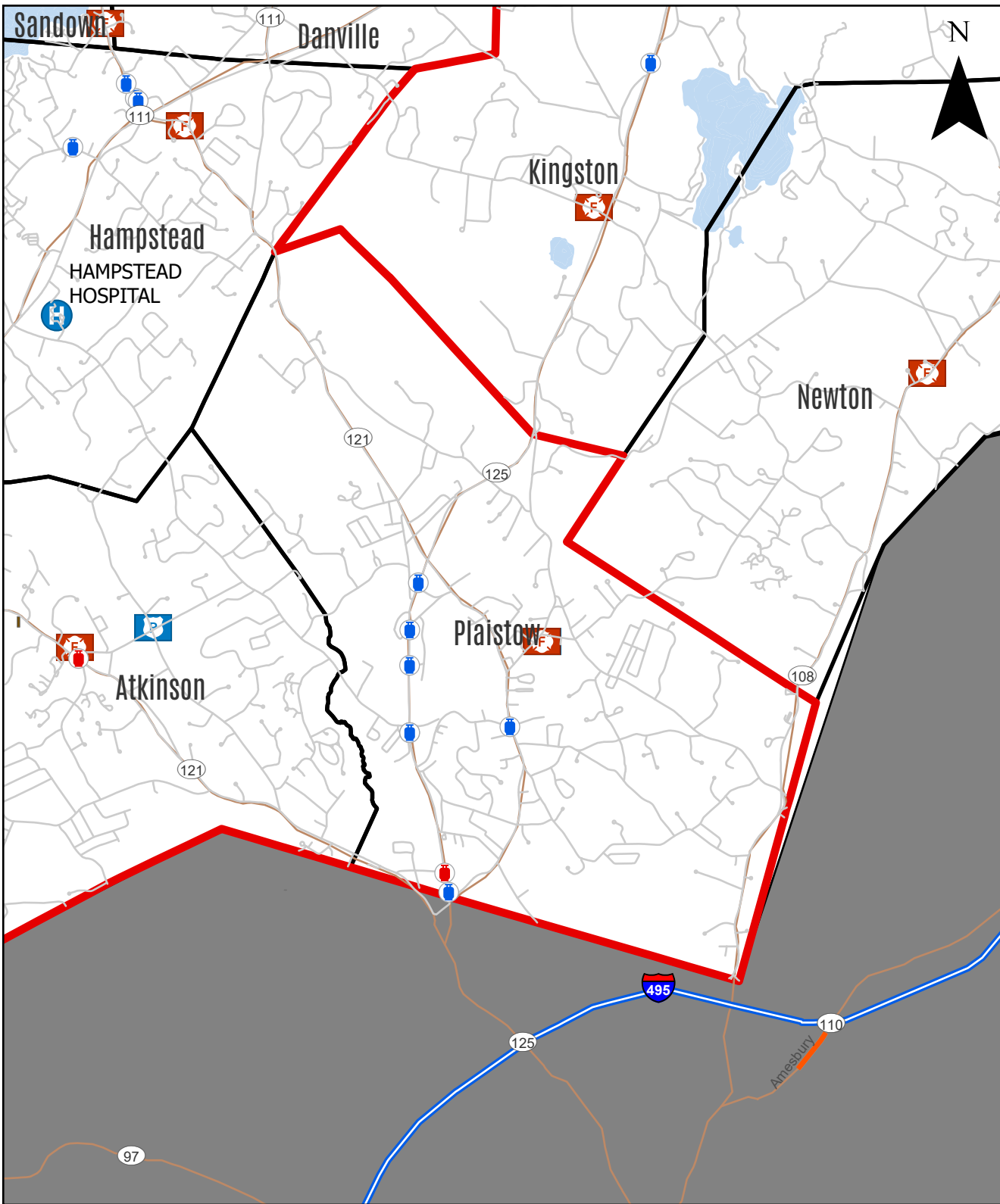


# Pelham

Address	City	Type	Store	Vendor
18 Mammoth Rd	Windham	Buy & Exchange	Klemm's Mobil	Blue Rhino
203 Mammoth Rd	Pelham	Buy & Exchange	Mammoth Convenience	AmeriGas

## Propane Exchange Locations

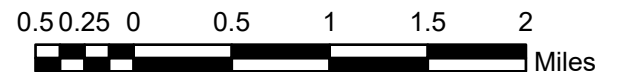




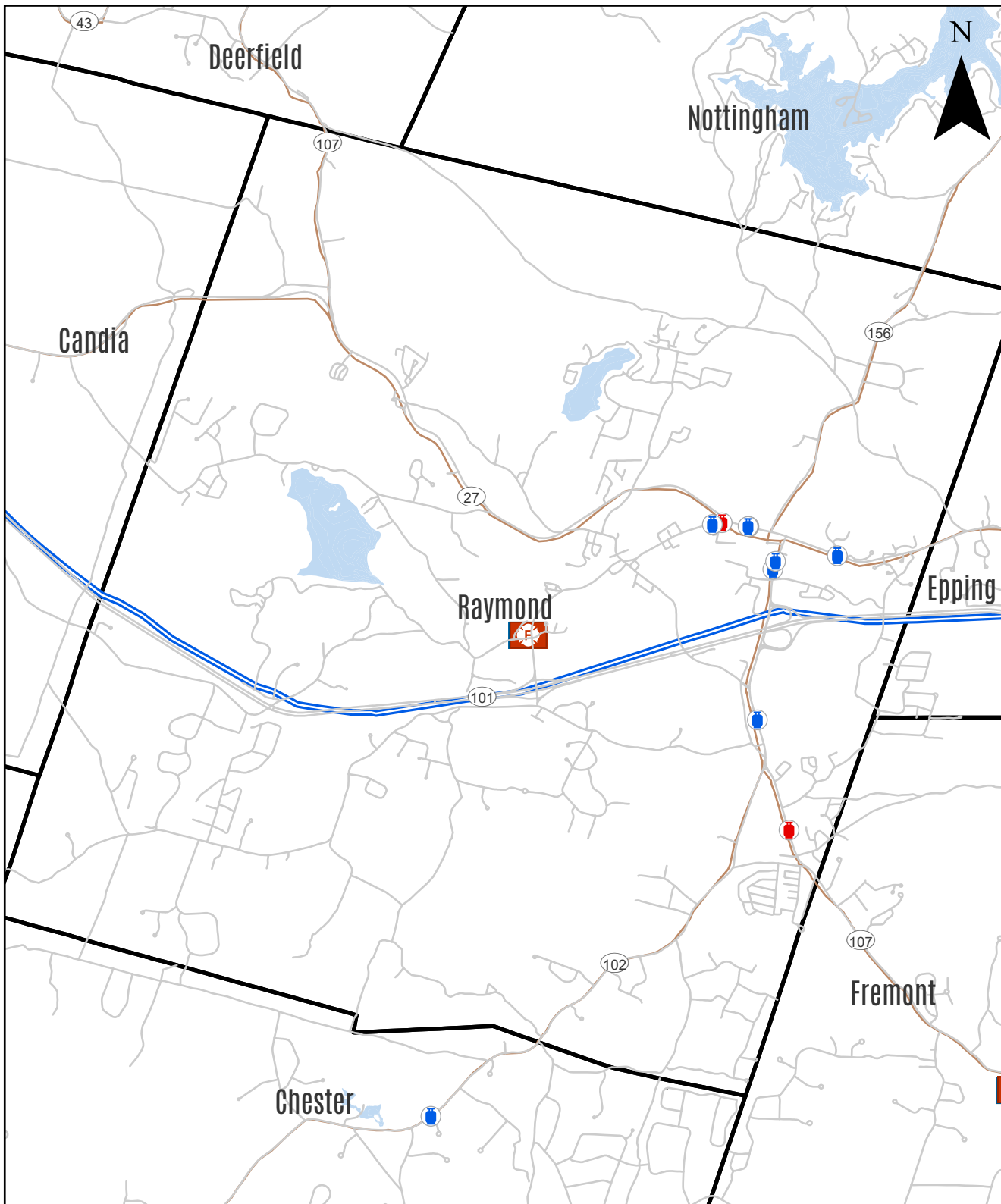
# Plaistow

Address	City	Type	Store	Vendor
4 Plaistow Rd	Plaistow	Buy & Exchange	CVS	AmeriGas
58 Plaistow Rd	Plaistow	24/7 Self Service	Home Depot	AmeriGas
119 Plaistow Rd	Plaistow	Buy & Exchange	Nouria Energy	Blue Rhino
142 Plaistow Rd	Plaistow	Buy & Exchange	Cumberland Farms	Blue Rhino
3 Plaistow Rd	Plaistow	Buy & Exchange	Walgreens	Blue Rhino
58 Plaistow Rd	Plaistow	Buy & Exchange	Walmart	Blue Rhino
93 Plaistow Rd	Plaistow	Buy & Exchange	AL Prime Gas	Blue Rhino
98 Main St	Plaistow	Buy & Exchange	Plaistow Mini Express	Blue Rhino

## Propane Exchange Locations



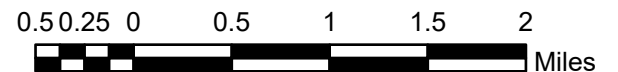




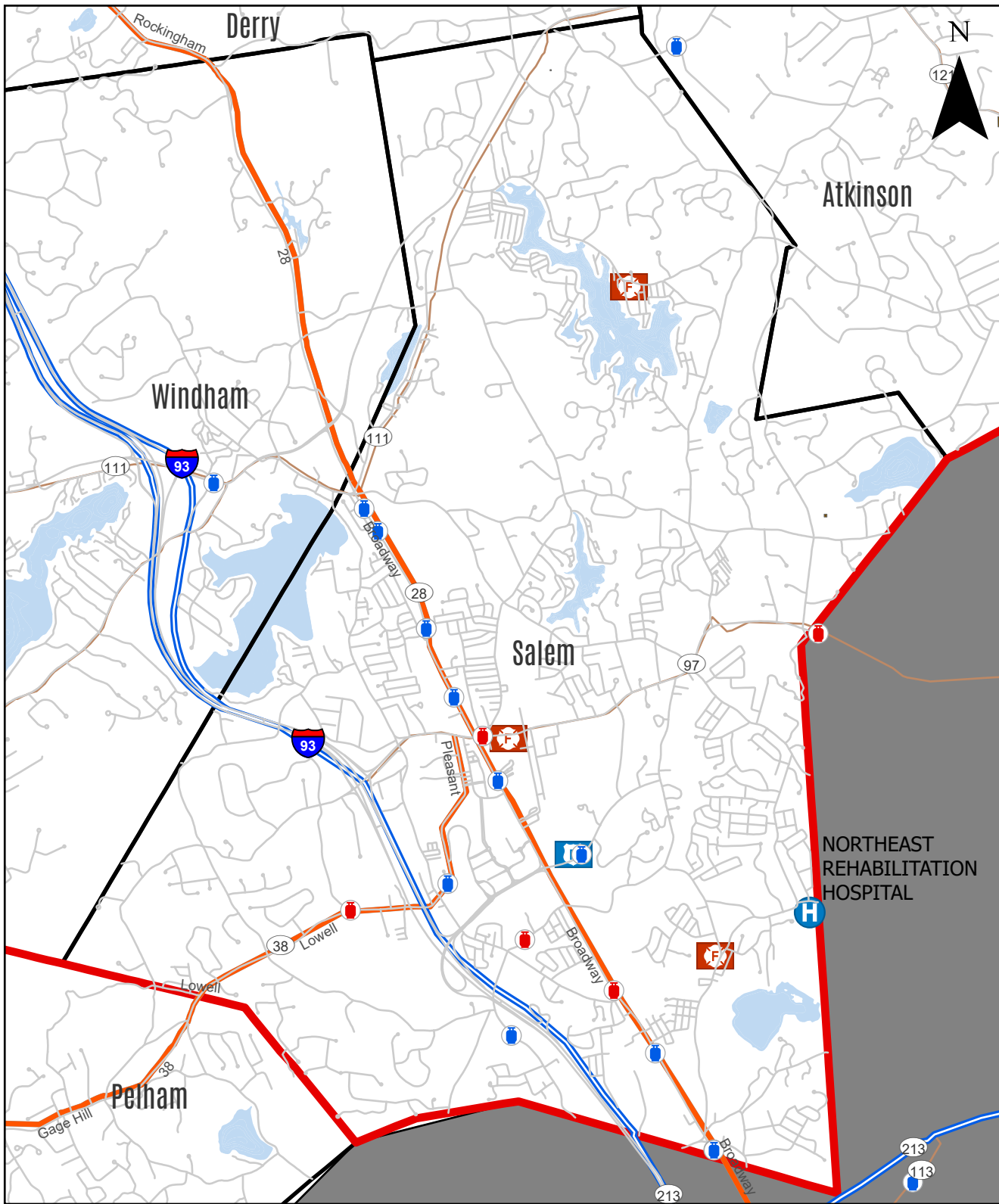
# Raymond

Address	City	Type	Store	Vendor
49 Route 27	Raymond	Buy & Exchange	Circle K	AmeriGas
62 Epping St	Raymond	Buy & Exchange	Mr Gas	AmeriGas
98 Fremont Rd	Raymond	Buy & Exchange	Dollar General	AmeriGas
15 Freetown Rd	Raymond	Buy & Exchange	Ace Ben Franklin	Blue Rhino
2 Freetown Rd	Raymond	Buy & Exchange	Hanaford	Blue Rhino
3 Freetown Rd	Raymond	Buy & Exchange	Rite Aid	Blue Rhino
40 Rte 27	Raymond	Buy & Exchange	Circle K	Blue Rhino
49 Rte 27	Raymond	Buy & Exchange	Circle K	Blue Rhino
53 Route 27	Raymond	Buy & Exchange	Walgreens	Blue Rhino
69 Epping St	Raymond	Buy & Exchange	Gibbs Oil	Blue Rhino

## Propane Exchange Locations



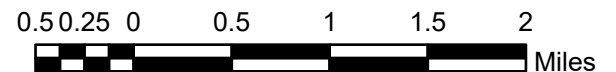


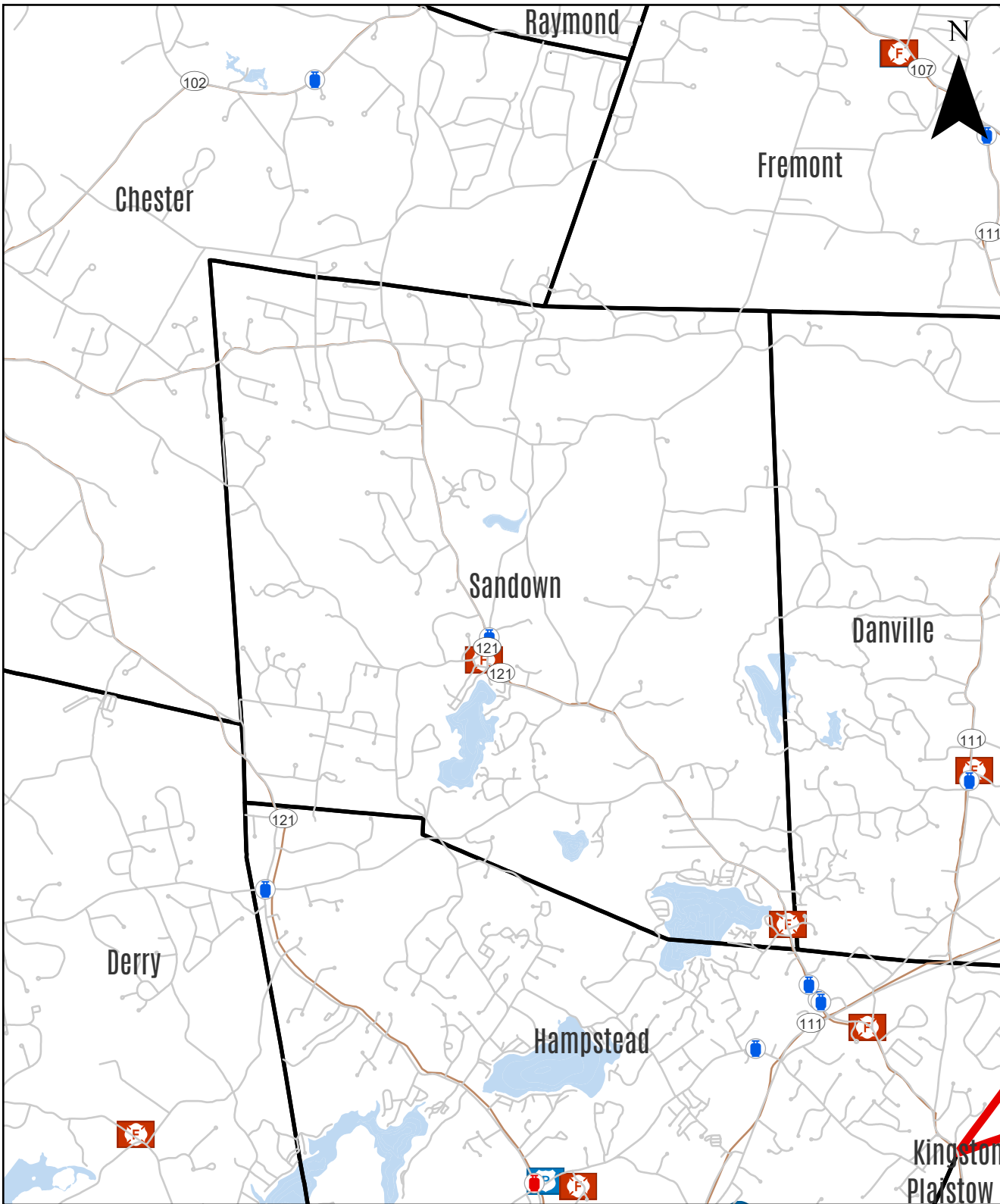


# Salem

Address	City	Type	Store	Vendor
5 Ayer Village Rd	Methuen	Buy & Exchange	Rusty Lantern	AmeriGas
108 Cluff Crossing Rd	Salem	Buy & Exchange	7 Eleven	AmeriGas
115a Main St	Salem	Buy & Exchange	7 Eleven	AmeriGas
238 North Broadway	Salem	Buy & Exchange	Circle K	AmeriGas
289 S Broadway	Salem	24/7 Self Service	Home Depot	AmeriGas
52 Lowell Rd	Salem	Buy & Exchange	S & J Gas Station	AmeriGas
120 Pleasant St	Salem	Buy & Exchange	Klemm's Mobil	Blue Rhino
134 North Broadway	Salem	Buy & Exchange	One Stop	Blue Rhino
16 Veterans Memorial Pkwy	Salem	Buy & Exchange	Ocean State Job Lot	Blue Rhino
238 N Broadway	Salem	Buy & Exchange	Circle K	Blue Rhino
300 North Broadway	Salem	Buy & Exchange	Walmart	Blue Rhino
362 North Broadway	Salem	Buy & Exchange	Speedway	Blue Rhino
382 S. Broadway	Salem	Buy & Exchange	Cumberland Farms	Blue Rhino
40 Cross St	Salem	Buy & Exchange	City Line Market	Blue Rhino
53 South Broadway	Salem	Buy & Exchange	Rite Aid	Blue Rhino
531 South Broadway	Salem	Buy & Exchange	Stateline Paysaver	Blue Rhino
541 S. Broadway	Salem	Buy & Exchange	Lowe's	Blue Rhino

## Propane Exchange Locations

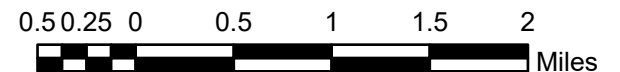


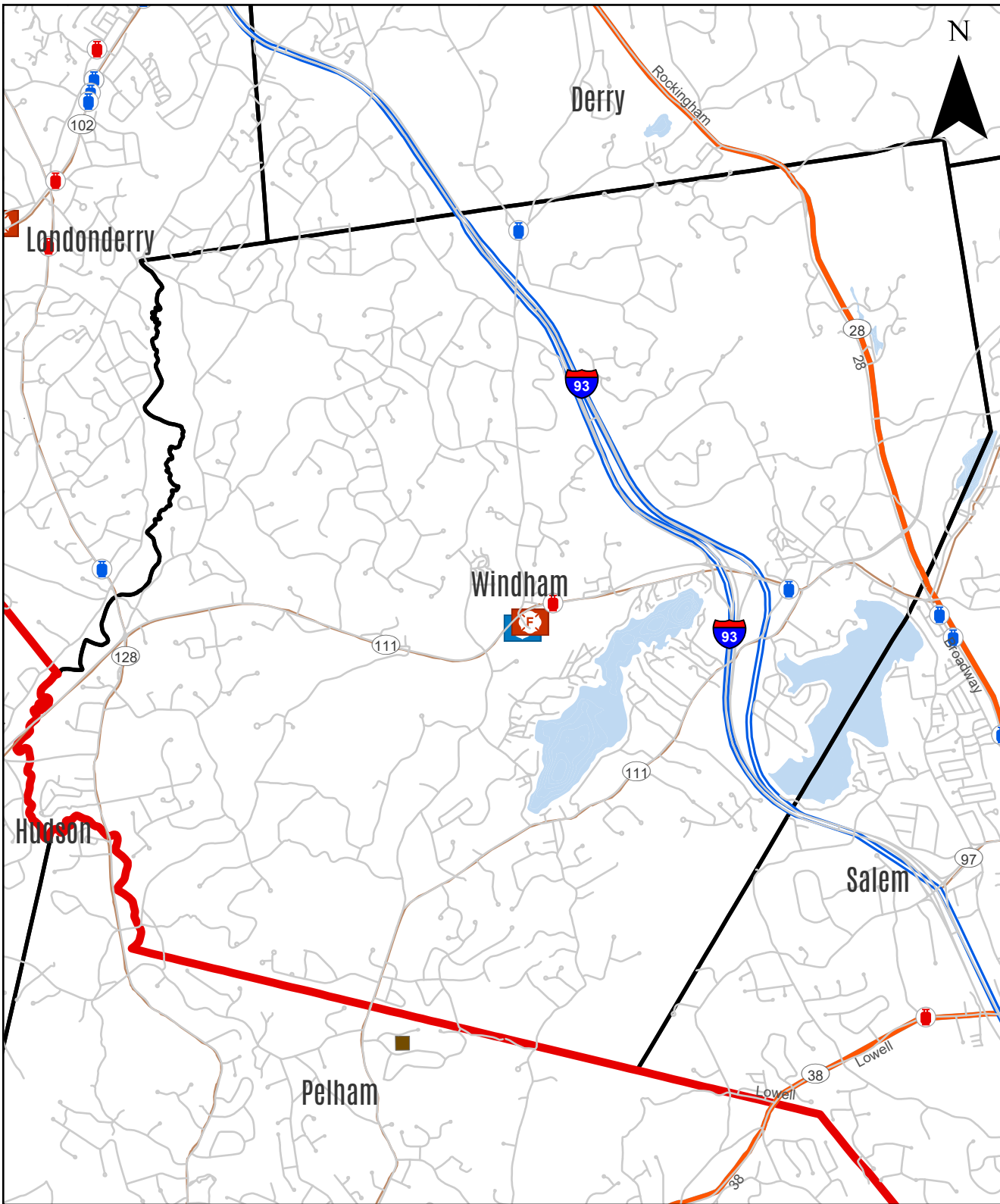


# Sandown

Address	City	Type	Store	Vendor
335 Main St	Sandown	Buy & Exchange	A&M Sandown Market	Blue Rhino

## Propane Exchange Locations





# Windham

Address	City	Type	Store	Vendor
43 Indian Rock Road	Windham	Buy & Exchange	Shaw's	AmeriGas
124 Indian Rock Road	Windham	Buy & Exchange	Klemm's Mobil	Blue Rhino
132 North Lowell Rd	Windham	Buy & Exchange	Windham Variety	Blue Rhino

## Propane Exchange Locations

